










2026 Catalog Page	Product Photo	Notes	Product Description	Item #	Color	Retail Price (MAP)	Size	Country of Origin
ALTON CEDAR GREENHOUSES FROM THE UK								
<p>Cambridge T-shaped Cedar Half-Boarded Greenhouse - Handsome cedar greenhouse with front porch/portico. 10' peak, 5'7" high sidewalls, and 45 degree roof pitch. Front door to back wall is 9'11", while main rectangle is 8'8" wide. All wood is Grade 1 Western Cedar from Canada dipped and sealed (NO knots). Constructed with mortise-tenon and tongue-groove assembly and stainless steel hardware. Included: aluminum capping (for additional water protection), shelves and ridge decorations. Glazing is 3mm thick tempered safety glass. The single hinged door with keyed lock on one gable swings inward. Includes gutters/downspouts and aluminum base frame designed to raise wood framing from ground exposure. Knee brace spandrels at every rafter intersection: at both the ridge and the shoulders/gutters. Extended units also use additional wooden trusses. NOTE: individual wood pieces will vary greatly in color (light to dark).</p>								
5			<p>Cambridge T-shaped Cedar Half-Boarded Greenhouse 12'5" L x 9'11" D - Includes 4 Roof Vents with auto openers, 2 louvered windows with manual openers, and single hinged door. Sold only as a complete kit with: Ridge Cresting, Capping and slat shelves along back wall. Shelves are 2 slat (12" wide) and 4 slat (20" wide).</p>	#9668 complete	Cedar/Glass	\$30,250.00	123 sq ft	United Kingdom
5			<p>Cambridge T-shaped Cedar Half-Boarded Greenhouse 16'8" L x 9'11" D - Includes 4 Roof Vents with auto openers, 4 louvered windows with manual openers, and single hinged door. Sold only as a complete kit with: Ridge Cresting, Capping and slat shelves along back wall. Shelves are 2 slat (12" wide) and 4 slat (20" wide).</p>	#9669 complete	Cedar/Glass	\$35,750.00	153 sq ft	United Kingdom
5			<p>Cambridge T-shaped Cedar Half-Boarded Greenhouse 20'10" L x 9'11" D - Includes 6 Roof Vents with auto openers, 4 louvered windows with manual openers, and single hinged door. Sold only as a complete kit with: Ridge Cresting, Capping and slat shelves along back wall. Shelves are 2 slat (12" wide) and 4 slat (20" wide).</p>	#9670 complete	Cedar/Glass	\$41,250.00	194 sq ft	United Kingdom
<p>Durham T-shaped Cedar Half-Boarded Greenhouse - A more petite version of the Cambridge, great for smaller urban spaces. T-shaped floorplan with front porch/portico. 8'10" peak, 5'7" high sidewalls, and 45 degree roof pitch. Front door to back wall is 7'5", while main rectangle is 6'2" wide. All wood is Grade 1 Western Cedar from Canada dipped and sealed (NO knots). Constructed with mortise-tenon and tongue-groove assembly and stainless steel hardware. Included: aluminum capping (for additional water protection), shelves and ridge decorations. Glazing is 3mm thick tempered safety glass. The single hinged door with keyed lock on one gable swings inward. Includes gutters/downspouts and aluminum base frame designed to raise wood framing from ground exposure. Knee brace spandrels at every rafter intersection: at both the ridge and the shoulders/gutters. Extended units also use additional wooden trusses. NOTE: individual wood pieces will vary greatly in color (light to dark).</p>								
5			<p>Durham T-shaped Cedar Half-Boarded Greenhouse 12'5" L x 7'5" W - includes 2 Roof Vents with auto openers, 2 louvered windows with manual openers, and single hinged door. Sold only as a complete kit with: Ridge Cresting, Capping and slat shelves along back wall. Shelves are 2 slat (12" wide) and 4 slat (20" wide).</p>	#9593 complete	Cedar/Glass	\$28,600.00	87 sq ft	United Kingdom
5			<p>Durham T-shaped Cedar Half-Boarded Greenhouse 16'8" L x 7'5" W - includes 4 Roof Vents with auto openers, 4 louvered windows with manual openers, and single hinged door. Sold only as a complete kit with: Ridge Cresting, Capping and slat shelves along back wall. Shelves are 2 slat (12" wide) and 4 slat (20" wide).</p>	#9639 complete	Cedar/Glass	\$33,550.00	113 sq ft	United Kingdom
5			<p>Durham T-shaped Cedar Half-Boarded Greenhouse 20'10" L x 7'5" W - includes 6 Roof Vents with auto openers, 4 louvered windows with manual openers, and single hinged door. Sold only as a complete kit with: Ridge Cresting, Capping and slat shelves along back wall. Shelves are 2 slat (12" wide) and 4 slat (20" wide).</p>	#9640 complete	Cedar/Glass	\$39,600.00	181 sq ft	United Kingdom
<p>Cheltenham Cedar Half-Boarded Greenhouse - 8'8" wide with 10' peak, 5'7" high sidewalls, and 45 degree roof pitch. All wood is Grade 1 Western Cedar from Canada dipped and sealed (NO knots). Constructed with mortise-tenon and tongue-groove assembly and stainless steel hardware. Included: aluminum capping (for additional water protection), shelves and ridge decorations. Glazing is 3mm thick tempered safety glass. The single hinged door with keyed lock on one gable swings inward. Includes gutters/downspouts and aluminum base frame designed to raise wood framing from ground exposure. Knee brace spandrels at every rafter intersection: at both the ridge and the shoulders/gutters. Extended units also use additional wooden trusses. NOTE: individual wood pieces will vary greatly in color (light to dark).</p>								
6			<p>Cheltenham Cedar Half-Boarded Greenhouse 12'6" L x 8'8" W - includes 4 Roof Vents with auto openers, 2 louvered windows with manual openers, and single hinged door. Sold only as a complete kit with: Ridge Cresting, Capping and slat shelves along one long side. Shelves are 2 slat (12" wide) and 4 slat (20" wide).</p>	#4777 complete	Cedar/Glass	\$24,200.00	109 sq ft	United Kingdom
6			<p>Cheltenham Cedar Half-Boarded Greenhouse 16'8" L x 8'8" W - includes 4 Roof Vents with auto openers, 3 louvered windows with manual openers, and single hinged door. Sold only as a complete kit with: Ridge Cresting, Capping and slat shelves along one long side. Shelves are 2 slat (12" wide) and 4 slat (20" wide).</p>	#4790 complete	Cedar/Glass	\$29,150.00	145 sq. ft	United Kingdom
6			<p>Cheltenham Cedar Half-Boarded Greenhouse 18' L x 8'8" W - includes 5 Roof Vents with auto openers, 4 louvered windows with manual openers, and single hinged door. Sold only as a complete kit with: Ridge Cresting, Capping and slat shelves along one long side. Shelves are 2 slat (12" wide) and 4 slat (20" wide).</p>	#5373 complete	Cedar/Glass	\$30,800.00	163 sq. ft	United Kingdom
6			<p>Cheltenham Cedar Half-Boarded Greenhouse 20'10" L x 8'8" W - includes 6 Roof Vents with auto openers, 4 louvered windows with manual openers, and single hinged door. Sold only as a complete kit with: Ridge Cresting, Capping and slat shelves along one long side. Shelves are 2 slat (12" wide) and 4 slat (20" wide).</p>	#5042 complete	Cedar/Glass	\$33,000.00	181 sq. ft	United Kingdom
<p>Westminster Cedar Half-Boarded Greenhouse - 10'9" wide with 11'1" peak, 5'7" high sidewalls, and 45 degree roof pitch. All wood is Grade 1 Western Cedar from Canada dipped and sealed (NO knots). Constructed with mortise-tenon and tongue-groove assembly and stainless steel hardware. Included: aluminum capping (for additional water protection), shelves and ridge decorations. Glazing is 3mm thick tempered safety glass. The single hinged door with keyed lock on one gable swings inward. Includes gutters/downspouts and aluminum base frame designed to raise wood framing from ground exposure. Knee brace spandrels at every rafter intersection: at both the ridge and the shoulders/gutters. Extended units also use additional wooden trusses. NOTE: individual wood pieces will vary greatly in color (light to dark).</p>								
6			<p>Westminster Cedar Half-Boarded Greenhouse 16'8" L x 10'9" W - includes 4 Roof Vents with auto openers, 3 louvered windows with manual openers, and single hinged door. Sold only as a complete kit with: Ridge Cresting, Capping and slat shelves along one long side. Shelves are 2 slat (12" wide) and 4 slat (20" wide).</p>	#5246 complete	Cedar/Glass	\$34,650.00	179 sq ft	United Kingdom
6			<p>Westminster Cedar Half-Boarded Greenhouse 18' L x 10'9" W - includes 5 Roof Vents with auto openers, 4 louvered windows with manual openers, and single hinged door. Sold only as a complete kit with: Ridge Cresting, Capping and slat shelves along one long side. Shelves are 2 slat (12" wide) and 4 slat (20" wide).</p>	#6780 complete	Cedar/Glass	\$36,850.00	202 sq ft	United Kingdom


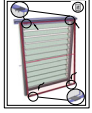
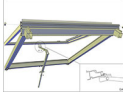
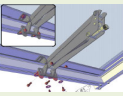


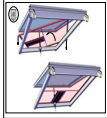
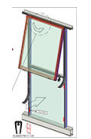
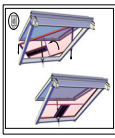
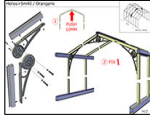
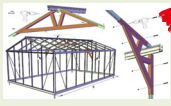

2026 Catalog Page	Product Photo	Notes	Product Description	Item #	Color	Retail Price (MAP)	Size	Country of Origin
6			Westminster Cedar Half-Boarded Greenhouse 20'10" L x 10'9" W - includes 6 Roof Vents with auto openers, 4 louvered windows with manual openers, and single hinged door. Sold only as a complete kit with: Ridge Cresting, Capping and slat shelves along one long side. Shelves are 2 slat (12" wide) and 4 slat (20" wide).	#4894 complete	Cedar/Glass	\$38,500.00	224 sq ft	United Kingdom
Lancing Glass to Ground Greenhouse - Striking full glass panels. 10'9" wide with 11'1" peak, 5'7" high sidewalls, and 45 degree roof pitch. All wood is Grade 1 Western Cedar from Canada dipped and sealed (NO knots). Constructed with mortise-tenon and tongue-groove assembly and stainless steel hardware. Included: aluminum capping (for additional water protection), shelves and ridge decorations. Glazing is 3mm thick tempered safety glass. The single hinged door with keyed lock on one gable swings inward. Includes gutters/downspouts and aluminum base frame designed to raise wood framing from ground exposure. Knee brace spandrels at every rafter intersection: at both the ridge and the shoulders/gutters. Extended units also use additional wooden trusses. NOTE: individual wood pieces will vary greatly in color (light to dark).								
7			Lancing Glass to Ground Greenhouse 16'8" L x 10'9" W - includes 4 Roof Vents with auto openers, 3 louvered windows with manual openers, and single hinged door. Sold only as a complete kit with: Ridge Cresting, Capping and slat shelves along one long side. Shelves are 2 slat (12" wide) and 4 slat (20" wide).	#25538 complete	Cedar/Glass	\$30,250.00	179 sq ft	United Kingdom
7			Lancing Glass to Ground Greenhouse 18' L x 10'9" W - includes 5 Roof Vents with auto openers, 4 louvered windows with manual openers, and single hinged door. Sold only as a complete kit with: Ridge Cresting, Capping and slat shelves along one long side. Shelves are 2 slat (12" wide) and 4 slat (20" wide).	#9350 complete	Cedar/Glass	\$33,000.00	202 sq ft	United Kingdom
7		(Optional aluminum capping show to left)	Lancing Glass to Ground Greenhouse 20'10" L x 10'9" W - includes 6 Roof Vents with auto openers, 4 louvered windows with manual openers, and single hinged door. Sold only as a complete kit with: Ridge Cresting, Capping and slat shelves along one long side. Shelves are 2 slat (12" wide) and 4 slat (20" wide).	#15008 complete	Cedar/Glass	\$35,200.00	224 sq ft	United Kingdom
Octagonal Cedar Half-Boarded Greenhouse - Unique shape creates a special focal point in your yard. 9'2" wide x 11'10" long with 11'10" peak and taller 6'2" high sidewalls. All wood is Grade 1 Western Cedar from Canada dipped and sealed. Constructed with mortise-tenon and tongue-groove assembly and stainless steel hardware. Included cedar bar glaze capping secures glass panels - or upgrade to recommended aluminum capping. Glazing is 3mm thick tempered safety glass. The Octagonal Greenhouse features double hinged doors with keyed lock and swings inward. Includes gutters/downspouts and aluminum base frame designed to raise wood framing from ground exposure. Optional Victorian cresting and slat shelving available.								
7			Octagonal Cedar Half-Boarded Greenhouse 11'10" L x 9'2" W - includes 2 Roof Vents with auto openers, 2 louvered windows with manual openers, and double hinged door. Sold only as a complete kit with: Capping, 2 slat 12" wide shelf on end & 4 slat 20" wide shelves in U shape.	#8981 complete	Cedar/Glass	\$19,250.00	101 sq ft	United Kingdom
Fusion Cedar Workshop & Greenhouse - Part workshop shed and part greenhouse! 10'10" wide with 8' peak. the shed sidewall height is 6'8" and the greenhouse sidewall is 5'7". Workshop includes large windows to allow natural light into the workspace. Features lockable single hinged door on workshop that swings outward and sliding door with hasp on greenhouse. All wood is Grade 1 Western Cedar from Canada dipped and sealed. Constructed with mortise-tenon and tongue-groove assembly and stainless steel hardware. Included cedar bar glaze capping secures glass panels - or upgrade to recommended aluminum capping. Glazing is 3mm thick tempered safety glass. Optional workshop workbench and slat shelving available.								
8			Fusion 10 Cedar Workshop & Greenhouse 10'10" wide x 10'7" long - Workshop includes: 2 large side windows and single hinged door; Greenhouse features: 2 Roof Vents with auto openers, 2 louvered windows with manual openers, and single sliding door. Sold only as a complete kit with: sliding access door from greenhouse to shed portion, Capping, 10'7" long workbench, and 2 slat (12" wide) shelf & 4 slat (20" wide) shelf along long side of greenhouse.	#7956 - wkshp left complete; #7957 - wkshp right complete	Cedar/Glass	\$20,900.00	115 sq. ft	United Kingdom
8			Fusion 10 Cedar Workshop & Greenhouse 10'10" wide x 12'9" long - Workshop includes: 2 large side windows and single hinged door; Greenhouse features: 2 Roof Vents with auto openers, 2 louvered windows with manual openers, and single sliding door. Sold only as a complete kit with: sliding access door from greenhouse to shed portion, Capping, 10'7" long workbench, and 2 slat (12" wide) shelf & 4 slat (20" wide) shelf along long side of greenhouse.	#7958 - wkshp left complete; #7959 - wkshp right complete	Cedar/Glass	\$22,550.00	138 sq. ft	United Kingdom
8			Alton Clear Cedar Protectant 2.5 liter can - The cedar used in Alton's products has an inherent resistance to rot. If the cedar is not regularly retreated the colour will fade to a natural silvery-grey.	ALT4207	Clear	\$75.00	2.5 liters	United Kingdom
8			Alton Anchoring Bracket Moss Color for Alton GH - These 9 3/4" long angle iron anchors are designed to attach to the base of the greenhouse and then be embedded into concrete below ground level to securely anchor the greenhouse. Your Alton greenhouse will include several, but this is the option to purchase more if you are in a windy area.	ALTEVO232M	moss green	\$11.00		United Kingdom
8			Alton Evolution Internal roller shade - can be used to protect plants from strong sunlight or provide insulation over winter. The flexible nature of the mesh fabric will allow automatic roof vents to operate without interference. These are sized to fit the width of one pane of Alton greenhouse glass and may not work well with other manufacturer's greenhouses. Fabric is 22" wide and pulls out about 85" maximum. (LROBBLIND - Robinsons)	ALT4206	black	\$299.00	N/A	United Kingdom
8			Evolution Louvre Auto Opener for Alton GH - designed to work with Alton Louvered windows. Works with oil filled piston that expands with warmer temperatures to open the louvers. Opening temperature range adjustable between 59-77 degrees F. Piston included. (EVO0327)	ALT4379	black	\$150.00		United Kingdom
8			Short Piston for Alton Evolution Louver auto opener - replacement piston	ALTTHCY0001	black	\$35.00		United Kingdom
















2026 Catalog Page	Product Photo	Notes	Product Description	Item #	Color	Retail Price (MAP)	Size	Country of Origin
8			Thermofoor Classic Roof Auto Opener for Alton GH - designed to work with Alton roof vents. Works with oil filled piston that expands with warmer temperatures to open the vent. Opening temperature range adjustable between 59-77 degrees F. Piston included.	ALTTAUTO	black	\$79.00		United Kingdom
8			Thermofoor Long Piston for Alton Thermofoor auto opener - replacement piston	ALTTHCY0002L	black	\$35.00		United Kingdom
8			Bayliss XL Roof Auto Opener for Alton GH - designed to work with Alton roof vents. Works with oil filled piston that expands with warmer temperatures to open the louvers. Opener has a variable adjuster for opening temperature. Piston included.	ALTBAXLAU	black	\$79.00		United Kingdom
8			Bayliss XL Piston for Alton GH Roof Vent - replacement piston	ALTBATUBBCA	black	\$40.00		United Kingdom
Royal Victorian Greenhouses: 6' 7" side walls - Dark Green or Black - 4 mm tempered glass or HYBRID (4mm glass sidewalls with UV/Heat Block "milky white" 10 mm twin-wall polycarbonate roof). Hybrid units are designed for warmer climates to reduce heat gain from direct sun with 58% light transmission. Only VI23 are still available in full polycarbonate while supplies last.								
10, 16-17			Royal Victorian VI 23 Greenhouse with 4mm tempered glass: 7'9" W x 10'2" L x 8'6" H with 6'7" H side walls. Includes 2 roof windows (1 automatic opener & 1 spindle), 1 louvre window with clear Lexan cover sheet for the winter season, 1 sliding door, large bottom frame, large gutters with downspouts, and misting system. Greenhouse ships on 1 pallet and 2 long boxes	VI 23 Glass Green	dark green	\$9,799.00	79 sq.ft.	Belgium
10, 16-17			Royal Victorian VI 23 Greenhouse in Black with 4mm tempered glass: 7'9" W x 10'2" L x 8'6" H with 6'7" H side walls. Includes 2 roof windows (1 automatic opener & 1 spindle), 1 louvre window with clear Lexan cover sheet for the winter season, 1 sliding door, large bottom frame, large gutters with downspouts, and misting system. Greenhouse ships on 1 pallet and 2 long boxes	VI 23 Glass Black	Black	\$9,799.00	79 sq.ft.	Belgium
10, 16-17			Royal Victorian VI 34 Greenhouse in Dark Green with 4mm tempered glass: 10'2" W x 15' L x 9' H and 6'7" H side walls. Includes 3 roof windows (2 automatic openers & 1 spindle), 1 louvre window with clear Lexan cover for winter, 1 set double sliding doors, large bottom frame/base, large gutters with downspouts, and misting system. Greenhouse ships on 1 pallet and 2 long boxes	VI 34 Glass Green	dark green	\$11,499.00	150 sq.ft.	Belgium
10, 16-17			Royal Victorian VI 34 Greenhouse in Black with 4mm tempered glass: 10'2" W x 15' L x 9' H and 6'7" H side walls. Includes 3 roof windows (2 automatic openers & 1 spindle), 1 louvre window with clear Lexan cover for winter, 1 set double sliding doors, large bottom frame/base, large gutters with downspouts, and misting system. Greenhouse ships on 1 pallet and 2 long boxes	VI 34 Glass Black	black	\$11,499.00	150 sq.ft.	Belgium
10, 16-17		NEW	Royal Victorian VI 34 HYBRID Greenhouse in Dark Green - 4mm tempered glass walls with 10mm UV/Heat Block Twin-Wall Polycarbonate on roof: 10'2" W x 15' L x 9' H and 6'7" H side walls. Perfect for warmer climates! 10 mm high-quality "milky white" twin-wall polycarbonate has 58% light transmission and is taped off at bottom with extra covers at top to seal it from moisture. Includes 3 roof windows (2 heavy duty automatic openers & 1 spindle), 1 louvre window with clear Lexan cover for winter, 1 set double sliding doors, large bottom frame/base, large gutters with downspouts, and misting system. Greenhouse ships on 1 pallets and 1 long box	VI 34 HYBRID Green	dark green	\$14,999.00	150 sq.ft.	Belgium
10, 16-17		NEW	Royal Victorian VI 34 HYBRID Greenhouse in Black - 4mm tempered glass walls with 10mm UV/Heat Block Twin-Wall Polycarbonate on roof: 10'2" W x 15' L x 9' H and 6'7" H side walls. Perfect for warmer climates! 10 mm high-quality "milky white" twin-wall polycarbonate has 58% light transmission and is taped off at bottom with extra covers at top to seal it from moisture. Includes 3 roof windows (2 heavy duty automatic openers & 1 spindle), 1 louvre window with clear Lexan cover for winter, 1 set double sliding door, large bottom frame/base, large gutters with downspouts, and misting system. Greenhouse ships on 2 pallets and 1 long box	VI 34 HYBRID Black	black	\$14,999.00	150 sq.ft.	Belgium
10, 16-17			Royal Victorian VI 36 Greenhouse in Green with 4mm tempered glass: 10'2" W x 19'11" L x 9' H and 6'7" H side walls. Includes 4 roof windows (2 automatic openers & 2 spindle), 1 louvre window with clear Lexan cover for winter, 1 set double sliding doors, large bottom frame/base, large gutters with downspouts, and misting system. Greenhouse ships on 1 pallet and 2 long boxes	VI 36 Glass Green	dark green	\$13,999.00	200 sq.ft.	Belgium
10, 16-17			Royal Victorian VI 36 Greenhouse in Black with 4mm tempered glass: 10'2" W x 19'11" L x 9' H and 6'7" H side walls. Includes 4 roof windows (2 automatic openers & 2 spindle), 1 louvre window with clear Lexan cover for winter, 1 set double sliding doors, large bottom frame/base, large gutters with downspouts, and misting system. Greenhouse ships on 1 pallet and 2 long boxes	VI 36 Glass Black	black	\$13,999.00	200 sq.ft.	Belgium
10, 16-17		NEW	Royal Victorian VI 36 in HYBRID Greenhouse in Dark Green - 4mm tempered glass walls with 10mm UV/Heat Block Twin-Wall Polycarbonate on roof: 10'2" W x 19'10" L x 9' H and 6'7" H side walls. Perfect for warmer climates! 10 mm high-quality "milky white" twin-wall polycarbonate has 58% light transmission and is taped off at bottom with extra covers at top to seal it from moisture. Includes 4 roof windows (2 heavy duty automatic openers & 2 spindles), 1 louvre window with clear Lexan cover for winter, 1 set double sliding doors, large bottom frame/base, large gutters with downspouts, and misting system. Greenhouse ships on 2 pallets and 2 long boxes	VI 36 HYBRID Green	dark green	\$17,499.00	200 sq.ft.	Belgium

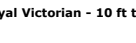
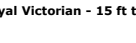


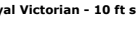



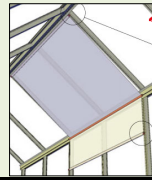

2026 Catalog Page	Product Photo	Notes	Product Description	Item #	Color	Retail Price (MAP)	Size	Country of Origin
10, 16-17			Royal Victorian VI 36 HYBRID Greenhouse in Black- 4mm tempered glass walls with 10mm UV/Heat Block Twin-Wall Polycarbonate on roof: 10'2" W x 19'10" L x 9' H and 6'7" H side walls. Perfect for warmer climates! 10 mm high-quality "milky white" twin-wall polycarbonate has 58% light transmission and is taped off at bottom with extra covers at top to seal it from moisture. Includes 4 roof windows (2 heavy duty automatic openers & 2 spindles), 1 louvre window with clear Lexan cover for winter, 1 set double sliding doors, large bottom frame/base, large gutters with downspouts, and misting system. Greenhouse ships on 2 pallets and 2 long boxes	VI 36 HYBRID Black	black	\$17,499.00	200 sq.ft.	Belgium
10, 16-17			Large Royal Victorian VI 46 in Green with 4mm tempered glass: 12'7" W x 19'10" L x 9'2" H, 6'7" sidewalls, 6 roof windows (3 automatic openers & 3 spindles), 1 louvre window with clear Lexan cover sheet for the winter season, 1 set double sliding doors, large bottom frame/base, large gutters with downspouts, and misting system. Greenhouse ships: 2 pallets and 2 long boxes	VI 46 Glass Green	dark green	\$16,999.00	250 sq.ft.	Belgium
10, 16-17			Large Royal Victorian VI 46 in Black with 4mm tempered glass: 12'7" W x 19'10" L x 9'2" H, 6'7" sidewalls, 6 roof windows (3 automatic openers & 3 spindles), 1 louvre window with clear Lexan cover sheet for the winter season, 1 set double sliding doors, large bottom frame/base, large gutters with downspouts, and misting system. Greenhouse ships: 2 pallets and 2 long boxes	VI 46 Glass Black	black	\$16,999.00	250 sq.ft.	Belgium
10, 16-17			Large Royal Victorian VI 46 HYBRID Green Greenhouse - 4mm tempered glass walls with 10mm UV/Heat Block Twin-Wall Polycarbonate on roof: 12'7" wide x 19'10" long x 9'2" high, 6'7" side walls. Perfect for warmer climates! 10 mm high-quality "milky white" twin-wall polycarbonate has 58% light transmission and is taped off at bottom with extra covers at top to seal it from moisture. 6 roof windows (3 heavy duty automatic openers & 3 spindles), 1 louvre window with clear Lexan cover sheet for the winter season, 1 set double sliding doors, large bottom frame/base, large gutters with downspouts, and misting system. Greenhouse ships: 2 pallets and 2 long boxes	VI 46 HYBRID Green	dark green	\$19,999.00	250 sq.ft.	Belgium
10, 16-17			Large Royal Victorian VI 46 HYBRID Black Greenhouse - 4mm tempered glass walls with 10mm UV/Heat Block Twin-Wall Polycarbonate on roof: 12'7" wide x 19'10" long x 9'2" high, 6'7" side walls. Perfect for warmer climates! 10 mm high-quality "milky white" twin-wall polycarbonate has 58% light transmission and is taped off at bottom with extra covers at top to seal it from moisture. 6 roof windows (3 heavy duty automatic openers & 3 spindles), 1 louvre window with clear Lexan cover sheet for the winter season, 1 set double sliding doors, large bottom frame/base, large gutters with downspouts, and misting system. Greenhouse ships: 2 pallets and 2 long boxes	VI 46 HYBRID Black	Black	\$19,999.00	250 sq.ft.	Belgium
Junior Victorian Greenhouses: 5' side walls - Black with 4 mm tempered glass								
11, 16-17			Junior Victorian Greenhouse J-VIC 23: 7' 9" wide x 10'2" long x 8'2" high, 5'2" side walls, 4 mm tempered glass, 1 roof window with auto opener, 1 sliding door, large bottom frame, gutters with downspouts Greenhouse ships on 1 pallet and 2 long boxes; total weight: 1,120 lbs	J-VIC 23	black	\$7,999.00	79 sq.ft.	Belgium
11, 16-17			Junior Victorian Greenhouse J-VIC 24: 7' 9" W x 12'6" L x 8'2" H, 5'2" side walls, 4 mm tempered glass, 2 roof windows with auto openers, 1 sliding door, large bottom frame, gutters with downspouts Greenhouse ships on 1 pallet and 2 long boxes; total weight: 1,120 lbs	J-VIC 24	black	\$8,999.00	96 sq.ft.	Belgium
11, 16-17			Junior Victorian Greenhouse J-VIC 25: 7' 9" W x 15' L x 8'2" H, 5'2" side walls, 4 mm tempered glass, 2 roof windows with auto openers, 1 sliding door, large bottom frame, gutters with downspouts Greenhouse ships on 1 pallet and 2 long boxes; total weight: 1,120 lbs	J-VIC 25	black	\$9,999.00	116 sq.ft.	Belgium
11, 16-17			Junior Orangerie Greenhouse - T-shaped floorplan: 10'3" D x 13' L x 8'2" H, 5'2" side walls, 4 mm tempered glass, 2 roof windows with auto openers, 1 sliding door, large bottom frame, gutters with downspouts. Greenhouse ships on 1 pallet and 3 long boxes : total weight: 1,400 lbs.	J-ORA	black	\$11,999.00	116 sq.ft.	Belgium
Royal Victorian Orangerie Greenhouses (T-shaped): 6' 7" side walls - Dark Green or Black - 4 mm tempered glass								
12, 16-17			Royal Victorian Orangerie GREEN frame: "T-shaped" design - 12'10" D x 15'7" W x 9' H with 6'7" side walls. 4 roof windows with 2 automatic 2 spindle openers, 2 louvre vents & double sliding door Ships on 2 pallets and 3 long boxes: total weight: 1,745 lbs.	VI Royal Orangerie GR	green	\$21,999.00	185 sq.ft.	Belgium
12, 16-17			Royal Victorian Orangerie BLACK frame	VI Royal Orangerie BL	black			








2026 Catalog Page	Product Photo	Notes	Product Description	Item #	Color	Retail Price (MAP)	Size	Country of Origin
Royal Antique Orangerie Greenhouses (T-shaped): 6' 7" side walls								
12, 16-17			Royal Antique Orangerie White - "T-shaped" design is 12'10" deep x 15'6" long/wide x 9' high in center/6'7" shoulders. 4 roof windows & 4 automatic openers, 2 louvre vents w/ automatic opener & double turning doors 60" wide - designed to sit on a 24" (60 cm) high stem wall Ships on 2 pallets and 3 long boxes	VI Antique Orangerie WHITE	white	\$28,499.00	185 sq.ft.	Belgium
12, 16-17			Royal Antique Orangerie BLACK:	VI Antique Orangerie BLACK	black	\$28,499.00	185 sq.ft.	Belgium
Retro Royal Victorian Greenhouse with narrow glass and decorative panels								
13, 16-17			Retro Royal Victorian VI 34 greenhouse with decorative panels and narrow 14" W panes of 4mm tempered glass. Greenhouse is 10'2" W x 15' L x 9' H with 6'7" H side walls, 4 roof windows (2 automatic openers & 2 spindle), 1 top-hang side window, 2 hinged doors with pumps, large bottom frame/base, large gutters with downspouts, and misting system. Greenhouse ships on 2 pallets and 2 long boxes	VI 34 Retro Black	BLACK ONLY if green	\$28,999.00	150 sq.ft.	Belgium
13, 16-17			Retro Royal Victorian VI 46 greenhouse with decorative panels and narrow 14" W panes of 4mm tempered glass. Greenhouse is 12'7" W x 19'11" L x 9' H with 6'7" H side walls, 6 roof windows (3 automatic openers & 3 spindle), 2 top-hang side windows, 2 hinged doors with pumps, large bottom frame/base, large gutters with downspouts, and misting system. Greenhouse ships on 2 pallets and 2 long boxes	VI 46 Retro Black	BLACK ONLY if green	\$34,499.00	250 sq.ft.	Belgium
Cathedral Greenhouse: special order only - normal delivery time: 10-14 weeks (Requires 40% down payment)								
14, 16-17			Cathedral Victorian Greenhouse with Large Cupola - 300 sq.ft. Includes one double set of hinged doors with closers, 1 sliding door, 2 top hanging side windows, 2 louvre window, and 4 roof windows with spindle openers and 4mm tempered glass. Special feature: 2 heavy duty aluminum reinforcement supports (across the width) - 2.3" W x 5.2" D. Also includes 10'2" L x 5'4" W cupola with pre-welded frame (horizontal part). Greenhouse is 15' W x 19'11" L x 12'2" H, side walls are 6'8" H. Cathedral in Black	Cathedral Bronze Cathedral Black	Bronze Black	\$45,999 \$45,999	298 sq.ft.	Belgium
Modern Greenhouse with shed roof								
15, 16-17			MODERN Greenhouse M23, M34 and M36: Basically a free standing "Lean-To" with a straight wall and a single sloped roof. The aluminum rafters & roof profiles are twice the thickness of standard units to support the long roof span and includes cross supports. This unique design will come standard with a set of double hinged doors, roof and side windows. M23: 1 set of double hinged door; 2 roof windows w/1 spindle 1 auto opener; 2 push out and 1 louvre window; M34 and M36: 1 set of double hinged door; 2 roof windows w/1 spindle 1 auto opener; 2 push out and 2 louvre window NOTE: the M34 and M36 models have traditional 4 cm overlapped glass panels on the roof for ease & safety of delivery (no forklift delivery necessary for M34/M36), handling, and assembly. M23 does still needs a forklift delivery	M23 Modern (7'9" x 10'2")	BLACK ONLY	\$17,249.00	79 sq.ft.	Belgium
				M34 Modern (10'2" x 15') Overlapping roof glass	BLACK ONLY	\$21,999.00	150 sq.ft.	Belgium
15, 16-17				MODERN 36: 10' 2" x 19' 11" - ~200 sq.ft.	M36 Modern Overlapping Roof glass	BLACK ONLY	\$25,999.00	200 sq.ft.
Gigant and High Gigant Greenhouses								
15, 18			NOW ORDERING FOR STOCK!! Gigant 15' x 24'8" - stocked model is black glass - (price is same for: glass or hybrid, black/green/white) - Pricing includes: 4 portal frames, 1 double hinged door, 6 roof vents w/ 3 auto & 3 spindle openers, 4 pushout windows, ridge decorations. (Configuration BYY455)	Gigant 15x25 BYY455	Black	\$43,999	370 sq ft	Belgium
15, 18			NOW ORDERING FOR STOCK!! Gigant 19'11" x 29'6" - stocked model is black glass - (price is same for: glass or hybrid, black/green/white) - Pricing includes: 3 portal frames, 2 double hinged door, 8 roof vents w/ 6 auto & 2 spindle openers, 6 side windows, ridge decorations. (Configuration KVV579)	Gigant20X30 KVV579	Black	\$50,500	586 sq ft	Belgium
Victorian Greenhouse Accessories								
19	Single Sliding Door Green		Single Sliding Door for Royal Victorian Greenhouse (uses standard sidewall glass)	VI SD Green	dark green	\$524.00		Belgium
19	Double Sliding Door Green		Double Sliding Door for Royal Victorian Greenhouse (uses standard sidewall glass)	VI SDD Green	dark green	\$1,049.00		Belgium
19	Single Sliding Door Black		Single Sliding Door for Royal Victorian Greenhouse (uses standard sidewall glass)	VI SD Black	black	\$524.00	on sale call us	Belgium
19	Double Sliding Door Black		Double Sliding Door for Royal Victorian Greenhouse (uses standard sidewall glass)	VI SDD Black	black	\$1,049.00	on sale call us	Belgium



















2026 Catalog Page	Product Photo	Notes	Product Description	Item #	Color	Retail Price (MAP)	Size	Country of Origin		
19			Lower-Threshold for single Sliding doors - 27 5/8" : only 1 1/4" high versus 4.5" Foundation Frame (customer has to cut the Foundation Frame themselves!!!!) This kit has a "full" frame around the door opening.	VI KSD 70 Green	dark green	\$210.00		Belgium		
				VI KSD 70 Black	black	\$210.00				
19					Lower-Threshold for DOUBLE Sliding doors - 56 3/4": only 1 1/4" high versus 4.5" Foundation Frame (customer has to cut the Foundation Frame themselves!!!!) This is a new double door opening kit with a full frame. Now also includes lock for sliding door	VI KSD 144 Green	dark green	\$250.00		Belgium
						VI KSD 144 Black	black	\$250.00		
19			Lower Threshold Kit 2025 - only 1 1/4" high versus 4.5" Foundation Frame (customer has to cut the Foundation Frame themselves!!!!). This kit is replacing KSD (above). It will only be a bottom threshold, not a 4 sided frame. Only one length available, if the customer has a single door they will have to cut the threshold. If they have 2 single doors, they will need 2 kits.	VI SDL-BL	black	\$199.00		Belgium		
					VI SDL-GR	dark green	\$199.00		Belgium	
19			2026 Fly Screen Door for Sliding Doors - Accordion pleated (plisse) flyscreen for sliding door openings that mounts in line with the framing of the greenhouse. Works for single or double sliding doors. Note: we are researching options for hinged door openings.	VI FSD	black only	\$1,099.00		Belgium		
19			Single Hinged Door with door holder - much superior to sliding doors - folds into the greenhouse frame - better seal - and proper locking. Door comes with it is own outer frame which sits low to the ground and provides a "low-threshold" opening - customer has to cut section out of Foundation Frame. Important Note: can not ship by UPS/FEDEX - has to go freight - usually at least \$400 - but no extra freight to ship with a greenhouse!!	VI HD Green	dark green	\$1,399.00		Belgium		
					VI HD Black	black				
19			Double Hinged Doors with door holders - much superior to sliding doors - folds into the greenhouse frame - better seal - and proper locking. Door comes with it is own outer frame which sits low to the ground and provides a "low-threshold" opening - customer has to cut section out of Foundation Frame. Important Note: can not ship by UPS/FEDEX - has to go freight - usually at least \$400 - but no extra freight to ship with a greenhouse!!	VI HDD Green	dark green	\$2,549.00		Belgium		
					VI HDD Black	black				
19			Drop-Door Kit - Hinged Door (recommended)- made by Exaco - this allows a standard Royal Victorian greenhouse to be placed on a knee/stem wall - usually 20" - 36" high (24" might be best). This Kit does not include the new glass panels needed above the doors - they should be ordered locally to size. We can supply extra polycarbonate for customer to cut to size. NOTE: we strongly recommend upgrading to Hinged Doors when greenhouse stands on a wall. We send enough material for 30" walls if more is needed let us know.	VIc drop door - hinged doors (single or double)	dark green	\$100.00		Belgium		
						black				
19					Drop-Door Kit - for sliding doors (not recommended) - made by Exaco - There are numerous issues to mounting the sliding door on a knee wall, please call Exaco to discuss. We strongly recommend upgrading to hinged door with a knee wall. This Kit does not include the new glass panels needed above the doors - they should be ordered locally to size. We send enough material for 30" walls if more is needed let us know.	VIc drop door - sliding door (single or double)	dark green or black	\$150.00		Belgium
				black						
19			Door Centering kit - Useful if centering a single door on a unit with an even number of bays (i.e on a VI34) or a double door on a greenhouse with an odd number of bays (i.e. at gable end of VI46). Kit includes (1) additional PRO1456 to help frame two narrow bays on either side of door and (2) narrow panes of glass for standard wall height. Kit with glass panes can ONLY be shipped with original greenhouse order. If greenhouse has already shipped, only a PRO1456 will be available and glass must be ordered locally.	VI DOOR CENTERING	black or green	\$299.00		Belgium		
19			Hinged door stop/holder - Door stop with latch to also hold door open. Generally included with original hinged door unless other door hardware is chosen. Black only.	VI HD STOP	black	\$69.00		Belgium		
19			Hinged door auto closer - Similar to commercial door auto closer. Arm and fixture are mounted inside the greenhouse to pull the door closed. The angle of door opening may be adjusted (can work well with greenhouses on knee walls). Auto closer only allows maximum opening of about 120 degrees.	VI HD PUMP	silver	\$139.00		Belgium		
19			Magnetic Hinged door holder (green) - particularly good for hinged doors in greenhouses on stemwalls. Holds door open at a 90 degree angle with very strong magnet	RIGA Door Holder G	Green	\$94.00		Germany		
19					Magnetic Hinged door holder (black) - particularly good for hinged doors in greenhouses on stemwalls. Holds door open at a 90 degree angle with very strong magnet	RIGA Door Holder B	black	\$94.00		Germany
19			Extra Louvre Window - with glass panels (11 louvre panels) and the extra glass piece for underneath the window - for Royal Victorian Greenhouses; Junior Vics get a Lexan sheet underneath.	RV Louvre	black frame only	\$524.00		Belgium		


2026 Catalog Page	Product Photo	Notes	Product Description	Item #	Color	Retail Price (MAP)	Size	Country of Origin
19			Automatic Opener for Louvre Window for Royal or Junior Victorian Greenhouses: the black tube is filled with special paraffine oil - which expands when the temperature reached around 72° and the piston will push the window open up to about 14". When temperature falls a heavy spring pulls the window closed. No electricity needed!	RV Louvre Opener	black	\$119.00		Belgium
19	Louvre Window - frost cover		Louvre Wind Cover - clear Lexan panel to cover the louvered window during the winter season	RV Louvre Cover	clear	\$99.00		Belgium
19			Louvre Window - fly screen - factory assembled - just clips on!	VI FLY Louvre Black	black	\$195.00		Belgium
				VI FLY Louvre Green (while supplies last)	green	\$195.00		Belgium
19	Additional Roof Window		Additional Roof Window - framing, glass and glass for underneath for Royal Victorian Greenhouses	VI RW G or B	dark green or black	\$419.00		Belgium
19			Automatic Opener for Roof Window for Royal or Junior Victorian Greenhouses: the black tube is filled with special paraffine oil - which expands when the temperature reached around 72° and the piston will push the window open up to about 14". When temperature falls a heavy spring pulls the window closed. No electricity needed! May also be used on side push out windows.	VI RO AUTO OPENER	black	\$95.00		Belgium
19			Replacement Piston for Standard Auto Opener	VI Piston Replacement	black	\$45.00		Belgium
19	 NEW		Janssens Heavy Duty Opener with heavy duty piston - recommended for Victorian Hybrid units/poly vents and higher wind areas. Stronger springs provide greater resistance to wind gusts to reduce damage to openers and vents.	VI AO HD	black	\$169.00		Belgium
19	NEW		Replacement Piston for Janssens Heavy Duty Opener	VI AO PISTON	black	\$109.00		Belgium
19			Spindle Opener - manual opener that works like a large threaded screw - for Royal or Junior Victorians. Very strong and heavy duty - good for high wind areas - long handle NOT included.	VI SPINDLE	stainless	\$149.00		Belgium
19			Long Handle for Spindle Opener - 5 feet long - retailer note: if some one is buying a Spindle for a different greenhouse they ALSO need to buy this handle. Handle requires a 5 feet long box - included in the price.	VI Handle SPINDLE	aluminum	\$89.00		Belgium
20			Fly Screen cover for Roof Window - mounted underneath roof window. Includes a slot/brush "seal" opening for window opening device. Factory assembled - only need to insert.	VI FLY Roof Window Black	black	\$310.00		Belgium
20				VI FLY Roof Window Green (while supplies last)	green	\$310.00		Belgium
20			Push open side window - hinged at the top with handle - Note: this requires customer to also buy a new piece of glass to go under the window. Price includes the glass. If customer wants to buy their own glass for underneath we can reduce cost by \$50	VI SW G	dark green	\$524.00		Belgium
20				VI SW B	black	\$524.00		Belgium
20			Fly Screen cover for Side Window - mounted on the inside of the greenhouse. Includes a slot/brush "seal" opening for window opening device. Factory assembled - only need to insert.	VI FLY SW B	black	\$310.00		Belgium
20				VI FLY SW G (while supplies last)	green	\$310.00		Belgium
20			Additional Scroll Supports for longer Royal Victorian units (20' and up) if standard factory kit is not considered enough. They look very nice, but curtains can't slide past them. Sold as set of 3: shoulder, roof, shoulder	VI DECO Brace G - set 3	dark green	\$359.00		Belgium
20				VI DECO Brace B - set 3	black	\$359.00		Belgium
20	 NEW		VI 46 Triangular Supports (Set of 3) - The VI 46 greenhouse includes one set of 3 at the midpoint of the greenhouse. Additional sets may be ordered for high load locations.	VI 46 SPANT G	dark green	\$1,099.00		Belgium
20			VI 46 Triangular Supports (Set of 3) - The VI 46 greenhouse includes one set of 3 at the midpoint of the greenhouse. Additional sets may be ordered for high load locations.	VI 46 SPANT B	black	\$1,099.00		Belgium
20			Victorian Turnbuckle Roof Bracing - alternative. 2 flat bars connected with an adjustable turnbuckle. Size: ~41" long x 0.75" wide x 2 mm thick. These can also be used in different greenhouses and are helpful in areas with high wind/snow loads.	TB Brace Aluminum	anodized	\$130.00		Germany
				TB Brace Green	dark Green	\$130.00		Germany
				TB Brace Black	black	\$130.00		Germany


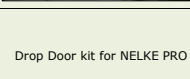
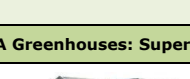

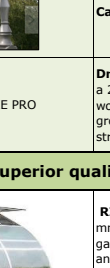
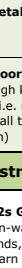


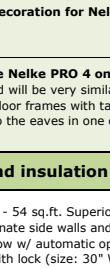



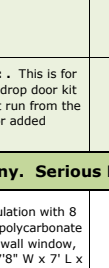



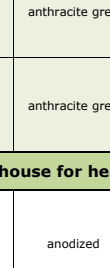







2026 Catalog Page	Product Photo	Notes	Product Description	Item #	Color	Retail Price (MAP)	Size	Country of Origin
20		NEW	PRO21777 Reinforcement inserts for PRO1456 rafters and sidewall studs on Janssens greenhouses. These are especially good for high snow and wind load areas that need additional reinforcement on the greenhouse. These unpainted extrusions slide into the PRO1456 or PRO33325 extrusions. Sold per foot - Exaco will cut to length.	PRO21777	unpainted aluminum	\$12.00 per foot	varies sold per foot	Belgium
20		NEW	PRO210 Anchors - These are the same angle irons that are used at the corners of the Janssens' greenhouse to anchor the greenhouse. These may be attached to other points along the greenhouse base frame and embedded in concrete to add additional anchoring in high wind load areas. These may also be cut into smaller segments to use as L brackets with concrete screws.	PRO210G or PRO210BL	Green or Black	\$10.00		Belgium
20		NEW	Stainless steel reinforcement bracket - good for hanging heavier items - may be used on Rigas or Janssens' greenhouses.	Reinf Bracket	aluminum	\$49.99		United States
		NEW	Victorian Sidewall Wind Straps - Excellent addition for high wind areas to create an "X" with strapping at the corner panes. All Victorian greenhouses include one diagonal windstrap with kit. 1975mm or 77 3/4" long	VI PRO21214 TRE BL or GR	aluminum	\$19.50	1975mm	Belgium
		NEW	Additional Gable diagonal support tube for Victorian Greenhouses - Great option for VI 36 and VI46 greenhouses in higher windload areas or if mounted on kneewalls. This is an additional diagonal tube 27.5" long to be used along with the diagonal support in the standard kit. Doubling up on the supports will reinforce the gable end of the greenhouse against heavy gusty winds.	VI PRO744 BL or GR	aluminum	\$12.00	700mm	Belgium
23			T-Bolts: 20 Stainless Steel hammerhead bolts nad nuts - can be inserted in the channels in any of the aluminum frame profiles - turned 90° - these to attach accessories such as shelving later. 12mm long	Vic T-Bolts	stainless	\$50.00		Belgium
23			M6 x 12 Bolts and Nuts (20 count) - bolts/nuts used to assemble the Janssens' greenhouse, 12mm long. Stainless Steel. Pack of 20 bolts and 20 nuts.	Riga Nuts & Bolts	Stainless Steel	\$25.00		Germany
		NEW	HOK Eye Ring with T Bolts - T bolt with eye ring that threads on to allow you hook items to the wall/roof in your greenhouse. Pack of 10 bolts & eyes.	HOK EYE Ring pk of 10	Stainless Steel	\$49.99		Germany
		NEW	Black Twist Eyes - easily inserts into the channel of the greenhouse, then turns 90 degrees to catch the edges of the channel. These work for lightweight items - growing wire, cord, or attaching insulating bubble wrap inside the greenhouse. 50 pieces per bag.	VI TWIST EYE	Black	\$39.99		Belgium
			Painted Aluminum panel for Janssens' greenhouse wall - powder coated in fir green or jet black. This is a panel that could replace a sidewall piece of glass (28 3/4" x 72 3/4") in order to install a vent for a heater, for privacy, or other use. Due to size and risk of damage, this is best shipped with the greenhouse	VI ALUM FULL PANEL GR or BL	Green or Black	\$349.00		Belgium
			Painted Aluminum "Half" panel for Janssens' greenhouse wall - powder coated in fir green or jet black. This is a panel that could replace part of a sidewall piece of glass (28 3/4" x 32 1/2") in order to install a vent for a heater, for privacy, or other use. If replacing a full sidewall piece of glass, you will also need to order a crossbar, brackets, and a piece of glass to fill the remaining space	VI ALUM HALF PANEL GR or BL	Green or Black	\$319.00		Belgium
	Royal Vic Custom Color - read warning		Custom Color Victorian Greenhouse - If a custom color is chosen, the price of the greenhouse itself also changes - 15% higher PLUS the cost of the color. 14 to 16 week turnaround. Uses RAL K7 Classics color family.	Color + RAL number		\$1,200.00		Belgium
19			Touch-Up Custom Matched Paint Pen for Janssens' greenhouse frames. Available in Jet Black, Fir Green or Pure White.	OR Pen (B, G, or W)	Jet Black, Fir Green, or White	\$19.00	.5 fl oz	United States
19			Touch-Up Custom Matched Spray Paint for Janssens' greenhouse frames. Available in Jet Black, Fir Green or Pure White.	OR Spray (B, G, or W)	Jet Black, Fir Green, or White	\$29.00	12 oz	United States
Shelving for Victorian Greenhouses								
19			Victorian 2-Slat Shelving - most affordable shelving for ALL our Victorian greenhouses (even works with our RIGA line): Size: 9" W x 59" L. These can be installed next to each other to run end-to-end for longer lengths. Each 59" section spans 2 panes of glass in Janssens' greenhouses.	VI TAB2-G	green	\$179.00		Belgium
19				VI TAB2-B	black	\$179.00		Belgium
19				VI TAB5-G	green	\$299.00		Belgium
19				VI TAB5-B	black	\$299.00		Belgium
19			Victorian Top Shelf 7'6"/236mm : 1 top shelf - 7' 6" L x 3.5" W - best for JVIC units for gable end (spans 3 panels). Will also work in Moderns. NOTE this is best to ship with greenhouse due to length, FedEx/UPS shipping is pricey.	VI SH236BL	black only	\$280.00		Belgium







2026 Catalog Page	Product Photo	Notes	Product Description	Item #	Color	Retail Price (MAP)	Size	Country of Origin
19			Victorian Top Shelf 10'/310mm: 1 narrow top shelf - 10' L x 4" W - recommended for long wall of VI23 or gable ends of VI34/36 & Royal Orangeries. Will also work in Moderns. NOTE: This shelf must ship by freight carrier.	VI SH310GR	green	\$379.00		Belgium
				VI SH310BL	black	\$379.00		
19			Victorian Top Shelf 15'/458mm: 15' L x 4" W - recommended for 15' foot wall of VI34/Modern 34 or may fit on short wall of Cathedral. NOTE: This shelf must ship by freight carrier.	VI SH458GR	dark green	\$524.00		Belgium
				VI SH458BL	black	\$524.00		
19			Victorian Top Shelf 19'10"/605mm: 1 narrow top shelf - 19'10" L x 4" W - recommended for 19'10" wall of VI36/46 NOTE: (ship only together with greenhouse)	VI SH605GR	dark green	\$724.00		Belgium
				VI SH605BL	black	\$724.00		
19			Victorian Seed tray 7'6"/236mm: 1 seed-tray shelf - 7' 6" L x 20" W x 4" D. Must be placed on a 3 pane wall as it is supported by brackets mounted on the perpendicular walls. Best for JVIC units for gable end (spans 3 panels). NOTE this is best to ship with greenhouse due to length, FedEx/UPS shipping is pricey.	VI ST236BL	black only	\$699.00		Belgium
19			Victorian Seed Tray 10'/310mm: 1 seed-tray shelf 10' L x 20" W x 4" D - bottom is made of corrugated plastic interlocking inserts. Must be placed on a 4 pane wall as it is supported by brackets mounted on the perpendicular walls. Recommended for 10'2" wall of VI23, VI34, VI36 & gables of Royal Orangeries. NOTE: Must ship by freight carrier.	VI ST310GR	green	\$874.00		Belgium
				VI ST310BL	black	\$874.00		
19			Victorian Seed Tray 15'/458mm: 1 seed-tray shelf 15' L x 20" W x 4" D - bottom is made of corrugated plastic interlocking inserts. Must be placed on a 6 pane wall as it is supported by brackets mounted on the perpendicular walls. Recommended for 15' wall of VI34 and Modern 34. NOTE: Must ship by freight carrier.	VI ST458GR	dark green	\$1,149.00		Belgium
				VI ST458BL	black	\$1,149.00		
19			Victorian Seed Tray 19'10"/605mm: 1 seed-tray shelf 19'10" L x 20" W x 4" D - bottom is made of corrugated plastic interlocking inserts. Must be placed on a 8 pane wall as it is supported by brackets mounted on the perpendicular walls. Recommended for 19'10" wall of VI36 & VI46 or Modern. NOTE: Must ship by freight carrier.	VI ST605GR	dark green	\$1,399.00		Belgium
				VI ST605BL	black	\$1,399.00		
Janssens & Victorian Shadecloths								
21			Junior Victorian J-Vic 23 - Shade Curtain : 1 x 10 feet shade curtain - (1) VI SUN 236-300 -	J-VIC 23 shade cloth	cream colored curtains	\$339.00		Belgium
21			Junior Victorian J-Vic 24 - Shade Curtain : 1 x 10' and 1 x 2' shade curtains - (1) VI SUN 236-300 + (1) VI SUN 236-73	J-VIC 24 shade cloth	cream colored curtains	\$399.00		Belgium
21			Junior Victorian J-Vic 25 - Shade Curtain : 1 x 10' and 2 x 2' shade curtains - (1) VI SUN 236-300 + (2) VI SUN 236-73	J-VIC 25 shade cloth	cream colored curtains	\$499.00		Belgium
21	Junior Orangerie Shade Curtains		Junior Victorian Orangerie - Shade Curtain : 1 center section (SUN 236 T) and 3 end sections (VI SUN 236-73)	J-ORA Shade cloth	cream colored curtains	\$1,049.00		Belgium
21	Royal Orangerie Shade Curtains		Royal Orangerie: Shade curtains only (Sun-T + 3 x Sun310-73)	Royal Orangerie Shade Net	cream color	\$1,399.00		Belgium
21	Royal Victorian VI 23 Shade Curtains		Royal Victorian VI 23 shade cloth: 1 full-length shade curtain - (1) VI SUN 236-300	VI 23 Shade Cloth	cream color	\$339.00		Belgium
21	Royal Victorian VI34 Shade Curtains		Royal Victorian VI 34: 3-sections (1 x 10' and 2 x 28" sections) - (2) VI SUN310-73 and (1) VI SUN310-300	VI 34 shade cloth	cream color	\$649.00		Belgium
21	Royal Victorian VI36/46 Shade Curtains		Royal Victorian VI 36/46: 2-sections - 10 ft. each - (2) VI SUN310-300	VI 36/46 Shade Cloth	cream color	\$819.00		Belgium
21	Fixed Interior Shadecloths from Janssens - Attached at gable, gutter and sidewall using 3 black aluminum straps to hold shadecloth in place. One shadecloth covers two panes (59") on one side of the greenhouse. Shadecloth is fixed and does not slide. Clean, sleek, modern design - cloth is pure white. Depending on model and structural supports, customizations/adaptations may need to be done on site. <u>Objects which can interfere with placement are:</u> deco support scrolls, span 384 supports on VI46, Modern triangle supports, spindle roof vent openers (not accessible), portal frames in Gigants, odd # of glass panes. 100% polyester, 40-50% shade. Hang length on sidewall will vary by greenhouse width. May be used in single sections as needed. For full coverage on both sides of roof: VI23=(4) SUN250 (up to 48" may drape down sidewall); VI34=(6) SUN250 (up to 33" drapes down sidewall); VI 36=(8) SUN250(up to 33" drapes down sidewall) ; VI 46=(8) SUN250 (up to 19" drapes down sidewall);M23=(2) SUN350; M34=(3) SUN350; M36=(4) SUN350.							
21			Fixed Shadecloth 250 - 59" wide x 98.5" long - multiples will need to be purchased for full coverage. Recommended for VI23, 34, 36, 46, Junior Vics, 12'7" wide Gigant, and 1-2 pane deep Arcadias.	SUN 250	white	\$420.00		Belgium
21			Fixed Shadecloth 350 - 59" wide x 137" long - multiples will need to be purchased for full coverage. Recommended for Moderns, Gigants 15' and wider, Arcadia units that are 3-4 panes wide.	SUN 350	white	\$460.00		Belgium
New Greenhouse Shadecloths (Janssens shadecloths are listed under Accessories section)								
21	Universal Retractable Roll-up Shade curtains with aluminum weave: Made by Hoklartherm in Germany (an in-house product) multiple sizes -to fit basically any greenhouse (within some limitations). The available pull out length of the shade cloth fabric 6'6" - rolls should not be used in applications longer than 6'6". The fabric length is 8 feet, however several wraps of fabric remaining on the roll are necessary to maintain tension on the fabric attachment point. The Gigant and Modern rolls have longer pull out lengths as noted. Made from: FFS 4/4 aluminum white" - acrylic fabric with aluminum fibers. Acrylic fiber absorbs evaporative moisture: for drier fungus-free and healthier climate. Shading value ~55-60%. Fabric Made in Germany. Please see Exaco Victorian Accessories page for an excellent resource guide and video with additional information and recommendations for our standard Victorian greenhouses. NOTE: Victorian greenhouses - a standard glass section is 29.5" wide. So therefore the 59" & 88" sets work well, please reach out to Exaco for size recommendations for our models. Or see our recommendations under "More Info" on the listing on our Victorian Accessories page here: https://exaco.com/greenhouse-accessories-victorian-24.php#climate-section							
21			Hoklartherm Roof Retractable Roll-Up Shade: designed to hang with chains (hardware included) from the ridge beam/rafters on an A frame greenhouse with bolt channels. Two rolls in one fixture pull out to cover each side (left and right) of roof. <u>The available pull out length of the shade cloth fabric 6'6" - rolls should not be used in applications longer than 6'6".</u> The fabric length is 8 feet, however several wraps of fabric remaining on the roll are necessary to maintain tension on the fabric attachment point.					
21			Roof Retractable Roll-Up Shade (two rolls in one fixture) - 39 3/8" wide/long	HOK RS Roof 39	white/silver	\$749.00		Germany
21			Roof Retractable Roll-Up Shade (two rolls in one fixture) - 47 1/4" wide/long	HOK RS Roof 47	white/silver	\$774.00		Germany
21			Roof Retractable Roll-Up Shade (two rolls in one fixture) - 59 1/16" wide/long	HOK RS Roof 59	white/silver	\$824.00		Germany
21			Roof Retractable Roll-Up Shade (two rolls in one fixture) - 78 3/4" wide/long	HOK RS Roof 78	white/silver	\$899.00		Germany
21			Roof Retractable Roll-Up Shade (two rolls in one fixture) - 88 9/16" wide/long	HOK RS Roof 88	white/silver	\$999.00		Germany

















2026 Catalog Page	Product Photo	Notes	Product Description	Item #	Color	Retail Price (MAP)	Size	Country of Origin	
21		NEW	Roof Retractable Roll-Up Shade (two rolls in one fixture) - 98 7/16" wide/long	HOK RS Roof 98	white/silver	\$1,049.00		Germany	
21			Gigant Roof Retractable Roll-Up Shade (two rolls in one fixture) - 59 1/16" wide/long - (fabric length 3.5m/11'6" - pull out length 10')	HOK GIGANT Roof	white/silver	\$999.00		Germany	
21			Gigant Extra Long 59 Roof Retractable Roll-Up Shade (two rolls in one fixture) - 59 1/16" wide/long - (fabric length 3.5m/13' - pull out length 11'6")	HOK GIGANT 59 Xlong Roof	white/silver	\$1,049.00		Germany	
21			Gigant Extra Long 78 Roof Retractable Roll-Up Shade (two rolls in one fixture) - 78 3/4" wide/long - (fabric length 3.5m/13' - pull out length 11'6")	HOK GIGANT 78 Xlong Roof	white/silver			Germany	
21	Hoklartherm Side Wall Retractable Roll-Up Shade - designed to be mounted against the inside of the gutter profiles or against the bottom of rafters (hardware included for greenhouses with channels for bolts). <u>The available pull out length of the shade cloth fabric 6'6" - rolls should not be used in applications longer than 6'6". The fabric length is 8 feet, however several wraps of fabric remaining on the roll are necessary to maintain tension on the fabric attachment point.</u> Each fixture is one roll.								
21			Side Wall Retractable Roll-Up Shade (single roll) - 39 3/8" long/wide	HOK RS Side 39	white/silver	\$499.00		Germany	
21			Side Wall Retractable Roll-Up Shade (single roll) - 47 1/4" wide/long	HOK RS Side 47	white/silver	\$524.00		Germany	
21			Side Wall Retractable Roll-Up Shade (single roll) - 59 1/16" wide/long	HOK RS Side 59	white/silver	\$549.00		Germany	
21			Side Wall Retractable Roll-Up Shade (single roll) - 78 3/4" wide/long	HOK RS Side 78	white/silver	\$574.00		Germany	
21			Side Wall Retractable Roll-Up Shade (single roll) - 88 9/16" wide/long	HOK RS Side 88	white/silver	\$624.00		Germany	
21			Side Wall Retractable Roll-Up Shade (single roll) - 98 7/16" wide/long	HOK RS Side 98	white/silver	\$699.00		Germany	
21			Hoklartherm MODERN Roof Shade curtain retractable - specially designed for MODERN greenhouses or other shed-roof structures - single rolls. Includes chains and hardware to attach to greenhouse using bolt channels. <u>Note: The available pull out length of the shade cloth fabric is 8'6" - rolls should not be used in applications longer than 8'6". The fabric length is 10 feet, however several wraps of fabric remaining on the roll are necessary to maintain tension on the fabric attachment point.</u>	HOK MODERN shade	white/silver	\$624.00		Germany	
Modern 23: use (2) shade units, mount only one triangular support in center Modern 34: use (3) shade units, two triangular supports should be spaced 2 panes apart Modern 36: (4) shade units, either - two triangular supports will be two panes in from the gable end of the greenhouse - OR purchase an additional triangular support if you are in a higher snow load area to place at the midpoint.									
Wood Slatted Shades from Indonesia									
New exterior wooden shade solution for our Victorian greenhouses. Narrow slats of Bengkirai wood are evenly spaced to allow some sunlight through but efficiently shades the greenhouse. Bengkirai wood from Indonesia is known for its strength and durability. Brass clips connect the slats and set includes 6mm stainless steel bolts with 10 hex heads with holes for the top ring to connect to the ridge beam of the greenhouse. Please note: placement of roof vents during construction of greenhouse is key to these shades being compatible with your greenhouse.									
21			Single panel wood shade is sized to fit one pane of a Victorian greenhouse (30.5" wide). This section is designed for a panel with NO roof vents.	Wood Shade Single		\$250.00	on sale intro pricing call us	Indonesia	
21			Triple wood shade is sized to span three panes of a Victorian greenhouse. The top portion of the center section is cut to accommodate a roof vent - allowing it to open and close while remaining shaded.	Wood Shade Triple		\$520.00	on sale intro pricing call us	Indonesia	
21			VI 23 Wood Shade Kit (consists of 2 singles and 2 triples) - see diagram online on accessories page for recommended roof vent placement. Will overhang from gutters about 12" - or release metal rings to shorten to desired length.	VI 23 Wood Shade Kit		\$1,540.00	on sale intro pricing call us	Indonesia	
21			VI 34 Wood Shade Kit (consists of 4 triples) - see diagram online on accessories page for recommended roof vent placement. Will overhang from gutters about 12" - or release metal rings to shorten to desired length.	VI 34 Wood Shade Kit		\$2,090.00	on sale intro pricing call us	Indonesia	
21			VI 36 Wood Shade Kit (consists of 4 singles and 4 triples) - see diagram online on accessories page for recommended roof vent placement. Will overhang from gutters about 12" - or release metal rings to shorten to desired length.	VI 36 Wood Shade Kit		\$3,080.00	on sale intro pricing call us	Indonesia	
21			VI 46 Wood Shade Kit (consists of 4 singles and 4 triples) - see diagram online on accessories page for recommended roof vent placement. NOTE THAT TWO ROOF VENTS WILL BE NON FUNCTIONAL.	VI 46 Wood Shade Kit		\$3,080.00	on sale intro pricing call us	Indonesia	
Ventilation and Heating									
22			Exaco's own Solar Powered Exhaust Fan: Only available in black. Solar panel specs: Max Power ~50W, Max Voltage 25.5 V, Max Power Current 1.97A, Open Circuit Voltage 30.0V, short Circuit Current: 2.1A ; Panel Size: 29.5" x 20" x 1", CE approved. Panel includes 20" power cord. Exhaust Fan: has a brushless motor (lifetime guaranty), 12~26DC & 1000 RMP. Fan size: 16" x 16" x 8.5" deep. Kit includes case for two 12 volt back up batteries. Batteries not included. As well as a Thermostat. Our own unit has been continuously running since installed in March. These are specially made for us (for greenhouses) by factory producing attic exhaust fans for years (sold through all major retailers).	Exaco Solar Ex B	Black	\$849.00		China	
22			12" Exhaust Fan: recommended for RIGA 2, 3, 4, and J-Vics, and VI 23. Unit requires a 12.25" x 12.25" opening. Usually positioned in a high location in the back wall. Comes pre-wired with 9 feet plug-in power cord.	VES 12 C	anodized	\$325.00		USA	
22			16" Exhaust Fan: recommended for RIGA 5, VI 34-46. Unit requires a 16.25" x 16.25" opening. Usually positioned in a high location in the back wall. Comes pre-wired with 9 feet plug-in power cord.	VES 16 C	anodized	\$370.00		USA	
22			20" Exhaust Fan: recommended for RIGA XL units. Unit requires a 20.25" x 20.25" opening. Usually positioned in a high location in the back wall. Comes pre-wired with 9 feet plug-in power cord.	VES 20 C	anodized	\$425.00		USA	
22			16" In-Take Shutter Vent: recommended for RIGA 2, 3, 4; Unit requires a 16.25" x 16.25" opening. Usually positioned in a high location in the lowest panel in the front wall. Comes pre-wired with 9 feet plug-in power cord.	VRSG16A-PSC	anodized	\$340.00		USA	
22			20" In-Take Shutter Vent: recommended for RIGA 5, VI 34-46. Unit requires a 20.25" x 20.25" opening. Usually positioned in a high location in the lowest panel in the front wall. Comes pre-wired with 9 feet plug-in power cord.	VRSG20A-PSC	anodized	\$360.00		USA	
22			24" In-Take Shutter Vent: recommended for RIGA XL series. Unit requires a 24.25" x 24.25" opening. Usually positioned in a high location in the lowest panel in the front wall. Comes pre-wired with 9 feet plug-in power cord.	VRSG24A-PSC	anodized	\$385.00		USA	

2026 Catalog Page	Product Photo	Notes	Product Description	Item #	Color	Retail Price (MAP)	Size	Country of Origin
22			Inkbird Thermostat ITC-608T with two temperature probes allows 2 separate heating/cooling components to be controlled separately. User-friendly, plug-and-play design. Max load capacity: 120V, 15A, 1800W. Temperature measurement range: -40°F to 212°F / -40°C~100°C	Inkbird Thermostat ITC-608T	Black Composite Housing	\$99.99		China
22			Lexan Panel: in case of glass greenhouses a Lexan panel (very high quality clear plastic - loks like glass) is needed (instead of glass). This can be safely cut with a jigsaw to cut an opening for the in-take vent or exhasust fan. UV coated	Lexan	clear	\$80.00		USA
22			Milkhouse Heater Electric 110-120 volt; 1300-1500 watts/4437-5120 BTU (10 amp). Rugged heater for most greenhouses around 120 sq.ft. Comes with 6 foot 3-prong power cord. Size: 10" x 9" x 16" h; Good for the RIGA 2-5 and J-Vic and smaller VIC units. Easy to carry. Safety features include switching off if it overheats and tip over safety switch.	H-2308	white	\$149.99		China
22			Heater - industrial level: Infrared Portable electric 208 (4200 watts) - 240 (5600 watts) volt heater; At full power produces ~18,500 BTU. Fan switch: on or automatic; thermostat control switch. 6-feet heavy duty 3-prong power cord - Plug is: NEMA #6-30P. Requires 30 AMP breaker. Size: 12" x 12" x 16" h. Perfect for the RIGA XL and VI 46 units. (>200 sq.ft.). Red Box	DR 988	red	\$199.00		USA
RIGA and other Greenhouse Accessories								
23		unit with 9-foot power cord	ASTRICA 45W Interlight LED Grow Light Fixture F3 Spectrum with or without 9-foot long power cord - 5' long fixture w/12 LEDs to be installed 12"-36" above the plant canopy. Photo photon flux: 112umol/s; Par Efficiency: 2.5 umol/j; Light angle 110 degrees; color endinger index: >90; input voltage: 100-277Vac; AMP draw 0.40A@120GV; LED type: 5600K 660nm; Housing: aluminum Alloy & plastic; Heat output: 137 BTU; IP Rating: IP65 waterproof; operating temperature: -10-40 C; operating humidity: 10%-90% RH; NET weight: 2.87 lbs.; Warranty: 5 years. Size: 59" x 2" x 2" Can span up to 12 units together. FCC approved. One unit comes with power cable - extra units get connection cable.	Astrica	anodized aluminum	\$250.00		USA
23		unit with 12' connection cord - for "daisy" chain			anodized aluminum			USA
23		new version	Light My Shed 4 : 1 Panel with 2 Solar powered LED light for greenhouse: 3 watts (80 mA) Solar panel - arm with panel is mounted on the outside. Produces: 250 Lumens for up to 4 hours - after an average sunny day. Uses a Ni-MH Battery - 4.8 V - 2000 mA. Light dome: 6" dia x 7" high. LED housing mounted on inside of a greenhouse. Comes with 9 feet wire between Solar panel and Bulb. Color Bright: 6000° K. Limited 2-year warranty.	GS-16B02	anodized	\$149.99		China
23			Additional Roof Window for RIGA 2s, 3s, 3, 4s, 4, 5 - Framing, hardware, and opener only. Does NOT include polycarbonate. Customer must cut their full length poly panel to accommodate new roof vent AND cut the remainder to fit the roof vent. This does involve taking apart the greenhouse. Best to order before greenhouse is assembled.	RIGA Roof Window	anodized	\$359.00		Germany
23			RIGA Automatic Window Opener with quick release "arm" - allows the opener to be disconnected in adverse weather conditions. Paraffin oil in piston expands starting around 72°F.	RIGA Auto Opener	anodized	\$119.00		Germany
23			Replacement Piston for Automatic Window Opener	RIGA Piston	anodized	\$44.00		Germany
23			RIGA Roof Window Wind Restraint System - Two 15" stainless steel cables with nuts & bolts - for 1 roof window. Can be used with RIGA and Victorian Greenhouses	RIGA Wind 1		\$19.99	15"	USA
23			Sash-Lock with screws - recommended to shut roof windows and top half door	Sash-Lock		\$15.99		Germany
23			RIGA Turnbuckle Roof Bracing - alternative. 2 flat bars connected with an adjustable trun buckle. Size: ~41" long x 0.75" wide x 2 mm thick. These can also be used in different greenhouses.	TB Brace Aluminum	anodized	\$130.00		Germany
23			T-Bolts: 20 Stainless Steel hammerhead bolts nad nuts - can be inserted in the channels in any of the aluminum frame profiles - turned 90° - these to attach accessories such as shelving later.	RIGA T-Bolts	stainless	\$30.00		Belgium
23			Boss 157: 100 % neutral cure silicone sealer - THE perfect silicone to seal edges around polycarbonate panels inserted in aluminum framing. Low odor. Can be applied in wet weather: perfect medium to keep out cold, rain, heat and sunlight. Clear color. Made in the USA.	Boss 157	clear	\$12.00		USA
23			Adjustable Metal J Hooks (set of 5) - Stainless Steel. T bolt head easily installs in greenhouse channels to allow for hanging plants, lights etc.	RIGA Metal Hooks J	stainless	\$30.00		Germany
23			Plastic Hooks (for growing wire/rope - 10). Easily installs in greenhouse channels to allow growing wire or rope for vining plants.	RIGA Plastic Hooks	white	\$30.00		Germany
23			Heavy Duty Seed Trays: 24" x 16" x 3.5" D	RIGA Shelf Planter Boxes	black	\$60.00	24"x 16"x4"	Germany
23			Misting System: Standard with the Royal Victorian Greenhouses, but can be used in other greenhouses. 14' long will work in a 20' greenhouse, but can be cut shorter for smaller greenhouses. Has 5 misters. When shipped UPS/Fed Ex, it comes in 2 pieces w/ connector.	VI BER	grey	\$130.00		Belgium

2026 Catalog Page	Product Photo	Notes	Product Description	Item #	Color	Retail Price (MAP)	Size	Country of Origin
23			Wheelbarrow Access Ramp for greenhouses: heavy duty solid rubber - 20" w x 12" long x 4" high	VI AP	black	\$249.00		Belgium
23			Door Extension kit for RIGA 2s,3s,4s , - to raise greenhouse 20" (set on stem wall): NOTE does ship in 2 packages (poly separate)	RIGA Door Ext "S"	anodized	\$379.00		Germany
23			Door Extension kit for RIGA 3,4,5 - to raise greenhouse 20" (set on stem wall) NOTE does ship in 2 packages (poly separate)	RIGA Door Ext	anodized	\$439.00		Germany
			RIGA XL 5 or 6 Pro Kit - Add to any RIGA XL for a "complete" starter kit: 1) RIGA XL 6 or 9 Top & Table Shelf; 2) 1 set of 3 professional LED grow lights (46" L); 3) 1 24" intake shutter vent; 4) 1 20" exhaust fan; 5) thermostat to control vent & fan; 6) 17,500 BTU 220 V heater; 7) 5 heavy duty seed trays; 8) 10 stainless steel hooks & 10 heavy duty plastic "hooks". Also includes: Facilitation Kit	RIGA XL 5-6 Pro Kit	anodized	\$3,400.00		USA
			RIGA XL 9 Pro Kit - Add to any RIGA XL for a "complete" starter kit: 1) RIGA XL 6 or 9 Top & Table Shelf; 2) 1 set of 3 professional LED grow lights (46" L); 3) 1 24" intake shutter vent; 4) 1 20" exhaust fan; 5) thermostat to control vent & fan; 6) 17,500 BTU 220 V heater; 7) 5 heavy duty seed trays; 8) 10 stainless steel hooks & 10 heavy duty plastic "hooks". Also includes: Facilitation Kit	RIGA XL 9 Pro Kit	anodized	\$3,850.00		USA
			Door Extension kit for RIGA XL - to raise greenhouse 20" when set on stem wall. Door opening in wall should be 40" wide. For all Riga XL models - includes extensions for 2 doors NOTE does ship in 2 packages (poly separate)	RIGA XL Door Ext	anodized	\$1,299.00		Germany
			Riga XL Additional Roof Vent - Framing, hardware, and opener only. Does NOT include polycarbonate. Customer must cut their full length poly panel to accommodate new roof vent AND cut the remainder to fit the roof vent. This does involve taking apart the greenhouse. Best to order before greenhouse is assembled.	RIGA XL Roof Window	anodized	\$399.00		
			RIGA XL Assembly Facilitation Kit - includes: 25' metric tape measure, 10mm socket wrench, 10 mm open wrench, 2 20" J-hook ratchet straps, window restraint cables, 2 tubes Boss silicone caulk, permanent marker	RIGA Help Kit		\$199.00		USA
Livingten Insulated greenhouse - 22-mm insulated double pane glass & all aluminum profiles are Thermal Insulated (cold/heat barrier)								
24			Livingten Insulated greenhouse - Due to even more extreme weather conditions - we are now introducing one of the best selling new models from Germany - this fully insulated greenhouse comes with both 22-mm thick insulated glass as well as Thermal Insulated aluminum profiles: 3 sizes: each include the following items: 1 set of double sliding doors for gable ends, 1 set of double sliding doors for side walls (both come with locks); 2 pop-out side windows; 4 roof windows with heavy duty automatic openers (solar powered); Foundation Frame (does not need to be used); Retractable roof (roll-up) shade curtains with aluminum weave; LED light bar supplies soft evening lighting. Low threshold - just 2" high.	LIVI-T5	grey outside, silver inside	\$51,999.00		Germany
24				LIVI-T6	grey outside, silver inside	\$57,999.00	163 sq.ft.	Germany
24				LIVI-T7	grey outside, silver inside	\$63,999.00		Germany
24								226 sq.ft.
24			Livingten Roof Bracing - additional sets. A set of two flat stainless steel bars. Size: 78.5"long x 1.5" wide x 3 mm thick. These can also be used in different greenhouses. The end can be spread apart up to several inches.	LIVI BRACE	anodized	\$199.00		Germany
25			RONDO Pavilion - 12'11" Dia x 10'5" high - Two semi circles which overlap and turn each 360° - maximum opening 180° in any direction. Side walls 6' 11" high - 5 mm tempered safety glass; Roof: 4 mm high impact resistant Plexiglas - 1 sliding door in outer half. Thermodynamic wind-driven fan. Shade curtain on inner half. Color choice: dark grey or dark green. Great hot-tub cover. Special Order item only - 3 month lead time - Specify Pyramid or Dome roof	ROND 2 (this is most popular size)	anthracite	\$ 37,999.00	133 sq.ft.	Germany
			Ships on 1 pallet and 2 sets of semi curves (14 long).					green
25			RONDO Pavilion - 3.31 m/10'10" dia x 9'10" h	ROND 1	anthracite	\$ 34,499.00	133 sq.ft.	Germany
25			RONDO Pavilion - 15'2" dia x 11'1" high	ROND 3	anthracite	\$ 44,499.00	133 sq.ft.	Germany
25			RONDO Pavilion - 17'4" dia x 11'9" high	ROND 4	anthracite	\$ 56,999.00	133 sq.ft.	Germany
25			RONDO Pavilion - 19'6" dia x 12'7" high	ROND 5	anthracite	\$ 68,999.00	133 sq.ft.	Germany
NELKE 4 Pro Series Greenhouse from Hoklartherm (Germany) with 16mm Triple Wall Polycarbonate								
26			Nelke PRO - size 4: Traditional A-frame greenhouse but with 16-mm Triple Wall Polycarbonate glazing . Comes with: 2 Roof vents (including automatic openers); large rear-wall window, and specially for Exaco extra wide 38" ADA friendly Dutch barn style Door (71" tall). Extras we have added: "turn-buckle" cross supports (to increase snow capacity: sandbag tested at 2,000 lbs.), and additional rubber seals at top and bottom of roof panels. NOTE: these poly panels are now made with the UV blocker infused in the panels itself - instead of a very thin film on the outside - for longer life. NEW upgraded doors and hardware.	NELKE4	anthracite grey	\$11,499.00	135 sq.ft.	Germany
26			Size: 9'8" wide x 14' long x 8' high center; gutters: 5'3" - extra wide barn style door- 37" - ADA rated.					
26			Foundation Frame	Nelke Pro 4 Base	anodized	\$1,499.00		Germany

2026 Catalog Page	Product Photo	Notes	Product Description	Item #	Color	Retail Price (MAP)	Size	Country of Origin
26			Top Shelf: 10" W x 13'10" L - Note: due to side wall height - I suggest only 1 shelf per side.	Nelke 4 Top	anodized	\$699.00		Germany
26			Bottom Shelf: 25" W x 13'10" L - Note: due to side wall height - I suggest only 1 shelf per side.	Nelke 4 Bottom	anodized	\$869.00		Germany
26			Cast Metal 3D Roof Decoration for Nelke PRO 4	Nelke 4 Finials	anthracite grey	\$1,499.00		Germany
26			Drop Door kit to place Nelke PRO 4 on a 20" knee wall: . This is for a 20" high knee wall and will be very similar to how the Riga drop door kit works (i.e. replace the door frames with taller extrusions that run from the ground all the way up to the eaves in one continuous piece for added strength)	Nelke Door Drop	anthracite grey	\$1,099.00		Germany
RIGA Greenhouses: Superior quality, strength and insulation from Germany. Serious Hobby greenhouse for heavy wind & snow. 8 mm & 10 mm twin-								
27-28			RIGA 2s Greenhouse - 54 sq.ft. Superior strength and insulation with 8 mm twin-wall polycarbonate side walls and 10 mm twin-wall polycarbonate gable ends, 1 roof window w/ automatic opener, 1 large rear wall window, and 1 barn style door with lock (size: 30" W x 72" H). Size: 7'8" W x 7' L x 7'1" H <i>Greenhouse ships in 3 boxes, If full kit is ordered it is 4 boxes</i> Full Kit contains: greenhouse, base, 1 top shelf, 1 regular shelf (<i>see pricing for these additional accessories below</i>)	RIGA IIs	anodized	\$5,999.00	54 sq.ft.	Germany
27-28			Foundation Frame for RIGA 2s	RIGA IIs Base	anodized	\$824.00		Germany
27-28			Top Shelf for RIGA 2s: 10" W x 7' L	RIGA IIs Top Shelf	anodized	\$319.00		Germany
27-28			Bottom Shelf for RIGA 2s: 25" W x 7' L	RIGA IIs Bottom Shelf	anodized	\$399.00		Germany
27-28			RIGA 3s Greenhouse - 81 sq.ft. Superior strength and insulation with 8 mm twin-wall polycarbonate side walls and 10 mm twin-wall polycarbonate gable ends, 1 roof window w/ automatic opener, 1 large rear wall window, and 1 barn style door w/ lock (size: 30" W x 72" H). Size: 7'8" W x 10'6" L x 7'1" H <i>Greenhouse ships in 3 boxes, If full kit is ordered it is 4 boxes</i> Full Kit contains: greenhouse, base, 1 top shelf, 1 regular shelf (<i>see pricing for these additional accessories below</i>)	RIGA IIIs	anodized	\$6,599.00	81 sq.ft.	Germany
27-28			Foundation Frame for RIGA 3s	RIGA IIIs Base	anodized	\$1,049.00		Germany
27-28			Top Shelf for RIGA 3s: 10" wide x 10'4" long	RIGA IIIs Top Shelf	anodized	\$379.99		Germany
27-28			Bottom Shelf for RIGA 3s: 25" w x 10'4" long	RIGA IIIs Bottom Shelf	anodized	\$499.00		Germany
27-28			RIGA 3 Greenhouse - 102 sq.ft. Superior strength and insulation with 8 mm twin-wall polycarbonate side walls and 10 mm twin-wall polycarbonate gable ends, 1 roof window w/ automatic opener, 1 large rear wall window, 1 barn style door w/ lock (size: 30" W x 79" H). Size: 9'8" W x 10'6" L x 7'7" H <i>Greenhouse ships in 3 boxes, If full kit is ordered it is 4 boxes</i> Full Kit contains: greenhouse, base, 1 top shelf, 1 regular shelf (<i>see pricing for these additional accessories below</i>)	RIGA III	anodized	\$6,899.00	102 sq.ft.	Germany
27-28			Foundation Frame for RIGA 3	RIGA III Base	anodized	\$1,299.00		Germany
27-28			Top Shelf for RIGA 3: 10" W x 10'4" L	RIGA III Top Shelf	anodized	\$379.00		Germany
27-28			Bottom Shelf for RIGA 3: 25" W x 10'4" L	RIGA III Bottom Shelf	anodized	\$499.00		Germany
27-28			RIGA 4s Greenhouse - 108 sq.ft. Superior strength and insulation with 8 mm twin-wall polycarbonate side walls and 10 mm twin-wall polycarbonate gable ends, 2 roof windows w/automatic openers, 1 large rear wall window, and 1 barn style door w/ lock (size: 30" W x 72" H). Size: 7'8" W x 14' L x 7'1" H <i>Greenhouse ships in 3 boxes, If full kit is ordered it is 4 boxes</i> Full Kit contains: greenhouse, base, 1 top shelf, 1 regular shelf (<i>see pricing for these additional accessories below</i>)	RIGA IVs	anodized	\$7,399.00	108 sq.ft.	Germany
27-28			Foundation Frame for RIGA 4s	RIGA IVs Base	anodized	\$1,399.00		Germany
27-28			Top Shelf for RIGA 4s: 10" W x 13'10" L	RIGA IVs Top Shelf	anodized	\$439.00		Germany
27-28			Bottom Shelf for RIGA 4s: 25" W x 13'10" L	RIGA IVs Bottom Shelf	anodized	\$624.00		Germany
27-28			RIGA 4 Greenhouse -135 sq.ft. <i>Now with upgraded door handle!</i> Superior strength and insulation with 8 mm twin-wall polycarbonate side walls and 10 mm twin-wall polycarbonate gable ends, 2 roof windows w/automatic openers, 1 large rear wall window, and 1 barn style door w/ lock (size: 30" W x 79" H). Size: 9'8" W x 14' L x 7'7" H <i>Greenhouse ships in 3 boxes, If full kit is ordered it is 4 boxes</i> Full Kit contains: greenhouse, base, 1 top shelf, 1 regular shelf (<i>see pricing for these additional accessories below</i>)	RIGA IV	anodized	\$8,099.00	135 sq.ft.	Germany
27-28			Foundation Frame for RIGA 4	RIGA IV Base	anodized	\$1,499.00		Germany
27-28			Top Shelf for RIGA 4: 10" W x 13'10" L	RIGA IV Top Shelf	anodized	\$439.00		Germany
27-28			Bottom Shelf for RIGA 4: 25" W x 13'10" L	RIGA IV Bottom Shelf	anodized	\$624.00		Germany

2026 Catalog Page	Product Photo	Notes	Product Description	Item #	Color	Retail Price (MAP)	Size	Country of Origin
27-28			RIGA 5 Greenhouse - 165 sq.ft. <i>Now with upgraded door handle!</i> Superior strength and insulation with 8 mm twin-wall polycarbonate side walls and 10 mm twin-wall polycarbonate gable ends, 4 roof windows w/ automatic openers, 1 large rear wall window, and 1 barn style door with lock (size: 30" W x 79" H). Size: 9'8" W x 17'6" L x 7'7" H <i>Greenhouse ships in 3 boxes, If full kit is ordered it is 4 boxes</i> Full Kit contains: greenhouse, base, 1 top shelf, 1 regular shelf (<i>see pricing for these additional accessories below</i>)	RIGA V	anodized	\$9,199.00	165 sq.ft.	Germany
27-28	Foundation Frame for RIGA 5		Foundation Frame for RIGA 5	RIGA V Base	anodized	\$1,749.00		Germany
27-28	Top Shelf for RIGA 5		Top Shelf for RIGA 5: 10" W x 17' L	RIGA V Top Shelf	anodized	\$549.00		Germany
27-28	Bottom Shelf for RIGA 5		Bottom Shelf for RIGA 5: 25" W x 17' L	RIGA V Bottom Shelf	anodized	\$774.00		Germany
RIGA XL Professional Greenhouses: 16 mm triple wall polycarbonate - Made in Germany								
29			RIGA XL 5 Professional Greenhouse: 231 sq.ft. 14' W x 16'5" L x 9'10" H, 4 roof windows (size: 37.5" W x 39.5" H), 2 large barn style doors with locks (door size: 37.5" W x 74" H) 16 mm triple-wall polycarbonate glazing - special order only	RIGA XL 5	anodized	Special order only	231 sq.ft.	Germany
			RIGA XL 5 Foundation Frame	RIGA XL 5 Base	anodized	\$2,099.00		Germany
29	Top Shelf for RIGA XL 5		Top Shelf for RIGA XL 5: 10" wide x 16'4" long (now UPS/FEDEX shippable)	RIGA XL 5 top shelf	anodized	\$574.00		Germany
29	Bottom Shelf for RIGA XL 5		Bottom Shelf for RIGA XL 5: 25" w x 16'4" long (now UPS/FEDEX shippable)	RIGA XL 5 Bottom Shelf	anodized	\$819.00		Germany
29			RIGA XL 6 (standard) Professional Greenhouse: 280 sq.ft. 14' W x 19'10" L x 9'10" H, 4 roof windows (size: 37.5" W x 39.5" H), 2 large barn style doors with locks (door size: 37.5" W x 74" H) 16 mm triple-wall polycarbonate glazing Standard Greenhouse ships in 8 boxes. 7 are packed together on a long pallet 1 20' carton	RIGA XL 6	anodized	\$18,499.00	283 sq.ft.	Germany
29			RIGA XL 6 Foundation Frame: (ships in 2 boxes: #1 20' long, #2 14' long goes on top of the main pallet)	RIGA XL 6 Base	anodized	\$2,199.00		Germany
			RIGA XL 6 with Base					
29	Top Shelf for RIGA XL 6		Top Shelf for RIGA XL 6: 10" wide x 19'8" long (now UPS/FEDEX shippable)	RIGA XL 6 top shelf	anodized	\$699.00		Germany
29	Bottom Shelf for RIGA XL 6		Bottom Shelf for RIGA XL 6: 25" w x 19'8" long (now UPS/FEDEX shippable)	RIGA XL 6 Bottom Shelf	anodized	\$924.00		Germany
29			RIGA XL 7 Professional Greenhouse: 322 sq.ft. 14' W x 23' L x 9'10" H, 6 roof windows (size: 37.5" W x 39.5" H), 2 large barn style doors with locks (door size: 37.5" W x 74" H) 16 mm triple-wall polycarbonate glazing - NOTE: no longer a stocked item - available by special order only!	RIGA XL 7	anodized	Special order only	322 sq.ft.	Germany
			shipping: 1 box and 1 big crate (crate the same as RIGA XL 6)					
29	RIGA XL 7 Foundation Frame		RIGA XL 7 Foundation Frame: (ships in 3 boxes: all up to 14' long go on top of the main pallet)	RIGA XL 7 Base	anodized	\$2,549.00		Germany
29			RIGA XL 8 Professional Greenhouse: 368 sq.ft. 14' W x 26'3" L x 9'10" H, 6 roof windows (size: 37.5" W x 39.5" H), 2 large barn style doors with locks (door size: 37.5" W x 74" H) 16 mm triple-wall polycarbonate glazing NOTE: no longer a stocked item - available by special order only!	RIGA XL 8	anodized	\$21,999 special order only!	368 sq.ft.	Germany
			shipping: 1 box and 1 big crate (crate the same as RIGA XL 6)					
29	RIGA XL 8 Foundation Frame		RIGA XL 8 Foundation Frame: (ships in 3 boxes: all up to 14' long go on top of the main pallet)	RIGA XL 8 Base	anodized	\$2,899.00		Germany
29			RIGA XL 9 Professional Greenhouse: 413 sq.ft. 14' W x 29'6" L x 9'10" H, 8 roof windows (size: 37.5" W x 39.5" H), 2 large barn style doors with locks (door size: 37.5" W x 74" H) 16 mm triple-wall polycarbonate glazing	RIGA XL 9	anodized	\$22,999.00	413 sq.ft.	Germany
			shipping: 1 box and 1 big crate (crate the same as RIGA XL 6)					
29	RIGA XL 9 Foundation Frame		RIGA XL 9 Foundation Frame: (ships in 4 boxes: all up to 14' long go on top of the main pallet)	RIGA XL 9 Base	anodized	\$3,149.00		Germany
29	Top Shelf for RIGA XL 9		Top Shelf for RIGA XL 9: 10" wide x 29' long (now UPS/FEDEX shippable)	RIGA XL 9 top shelf	anodized	\$1,049.00		Germany
29	Bottom Shelf for RIGA XL 9		Bottom Shelf for RIGA XL 9: 25" w x 29' long (now UPS/FEDEX shippable)	RIGA XL 9 Bottom Shelf	anodized	\$1,399.00		Germany
29			RIGA XL 6 Re-inforcement kit - increased wind burst load to 135 MPH and Snow Load to 64 lbs. / sq.ft.	RIGA XL 6 - RE	anodized	\$7,499.00		Germany
			RIGA XL 9 Re-inforcement kit - increased wind burst load to 135 MPH and Snow Load to 64 lbs. / sq.ft.	RIGA XL 9 - RE	anodized	\$9,199.00		Germany
	RIGA Shelving - in general		NOTE: RIGA XL customers can order RIGA shelving in any length desired (by full meters)					

2026 Catalog Page	Product Photo	Notes	Product Description	Item #	Color	Retail Price (MAP)	Size	Country of Origin
Cold-Frames: Top quality mini-greenhouses from Juwel in Austria.								
30		Top of the line!	BioStar 1500 Premium Cold-Frame - 8 mm twin-wall polycarbonate makes it twice as insulated as other cold-frames: includes 1 "quick release" automatic window opener (paraffin filled). 59"L x 32"D x 16"/20" H (5-year warranty)	BioStar 1500	green parts & anodized aluminum, opaque poly	\$524.00	large	Austria
30		Partially Pre-assembled top	Year-Round Cold-Frame: Mini greenhouse designed for both cold and warm weather - hassle free. In warm weather, slide the twin-wall polycarbonate cover out of the lid frame to reveal screen cover (protects against insects and bad weather such as wind and hail). Made in Austria. Product is Patented. 4 mm twin-wall polycarbonate. (2-year warranty) Size: 50" W x 23" D x 12" & 16" H	Cold Frame All-Year	anodized aluminum	\$229.00		Austria
30			Easy-Fix Double Cold-Frame- Easy-to-assemble 4 mm twin-wall polycarbonate cold frame to start your garden early. 48"L x 40"D x 12"/16"H. (2-year warranty)	CF 120/100	green parts & anodized aluminum, opaque poly	\$219.00	double	Austria
30			Kombi Dual Function Raised Bed & Cold Frame: Block wall manufacturing structure is high grade polyethylene made with eco-friendly foaming construction, BPA free, and 100% recyclable. Blocks are Nordic weathered grey in color and UV protected. Raised bed is 51" x 24" x 24" H, cold frame is 50" x 24" x 15.75" H. Panels are 4mm twin wall polycarbonate. Made in Austria. Product is Patented. (5-year warranty)	COMBI RB+CF 20828	grey	\$219.99	medium	Austria
30			Kombi , cold frame only -basic Juwel cold-frame - great for first time users. Size: 50" x 24" x 15.75" H. Panels are 4mm twin wall polycarbonate. Made in Austria. Product is Patented. BPA Free - (2-year warranty). Made in Austria.	20342	fuzzy poly	\$139.00	medium	Austria
30			Kombi Raised Bed only: Block wall manufacturing structure is high grade polyethylene made with eco-friendly foaming construction, BPA free, and 100% recyclable. Blocks are Nordic weathered grey in color and UV protected. Raised bed is 51" x 24" x 24" H, Made in Austria. Product is Patented. (5-year warranty)	20471	grey	\$149.00	medium	Austria
31			ERGO Raised Bed small - square: size: 24" x 24" x 10" h - from Graf in Germany. These can be multi-stacked (they "clip" together)	645115	anthracite	\$95.00		Germany
31			ERGO Raised Bed medium - rectangular: size: 24" x 31.5" x 10" h - from Graf in Germany. These can be multi-stacked (they "clip" together)	645116	anthracite	\$110.00		Germany
31			CLEAR ERGO Raised Bed medium - rectangular: size: 24" x 31.5" x 10" h - from Graf in Germany. These can be multi-stacked (they "clip" together)	645113	anthracite	\$99.00		Germany
31			CLEAR COVER - cold-frame lid/cover for Medium ERGO Raised Bed works weel with #645113 Clear raised bed	645111	anthracite	\$99.00		Germany
31			ERGO Raised Bed large - square: size: 31.5" x 31.5" x 10" h - from Graf in Germany. These can be multi-stacked (they "clip" together)	645117	anthracite	\$119.00		Germany
31		NEW	Water Saving Device: Specially designed "tray" which collects water in the middle of a raised bed in order to keep water from running straight through the bed down. Usually these are placed half way up the height of the bed. A full layer of them. Made from 100% recycled plastic (food safe grade). Made by Graf in Germany. Pack contains 10-pieces each: 15" L x 3.75" W.	645085	green	\$38.99		Germany
31		NEW	Graf Pathway Pavers: connecting recycled plastic garden boards for flower & garden beds. With antislip top for safe walking. Strong enough for any wheelbarrow. Set is 4 pieces: each piece: 27.5" L x 9.5" W x 1" deep. Set covers: 1.8 sq.ft. Made in Germany from recycled plastic	240400	black	\$44.99		Germany
31			Balcony Raised Bed Planter - capacity: 12.8 gal. size: Planter Box interior size: 27"l x 12"w x 10" deep; 4-Legs are packed inside planter for mailing box. Special "nipple" to attach a hose to - to drain excess water away from balcony. Drain holes do need to be drilled out by customer (hose not included). Include metal cross braces. Wood textured finished look. Fully assembled size: 29.5" x 14.5" x 26" high; From Graf in Germany	645140	anthracite	\$139.00		Germany
31			Balcony Raised Bed Planter protective cover - cover specially designed with water reservoir at the top to let water drip down slowly - not hurting young plants. Cover size: 29.5" ZL x 14.5" W x 8.5" high	645141	clear	\$60.00		Germany
31			Balcony Raised Bed Planter with Cover - capacity: 12.8 gal. size: Planter Box interior size: 27"l x 12"w x 10" deep; 4-Legs are packed inside planter for mailing box. Special "nipple" to attach a hose to - to drain excess water away from balcony. Drain holes do need to be drilled out by customer (hose not included). Include metal cross braces. Wood textured finished look. Fully assembled size: 29.5" x 14.5" x 34" high; From Graf in Germany	645140/1	anthracite	\$139.00		Germany

2026 Catalog Page	Product Photo	Notes	Product Description	Item #	Color	Retail Price (MAP)	Size	Country of Origin
32			Modular Raised Bed - Single Unit (hexagon shape 10" high) - Extend the height or length! Basic set consists of six 21.5" long and 10" high panels. Combine sets to raise the height. Use an extension set to lengthen the basic set by 21.5". Beautiful wooden texture on the sturdy plastic components that are UV and moisture resistant. Made in Germany of recycled plastic. Comes with 5 year warranty. Single set assembled is 43.5" x 43.5" x 10" H.	645100	anthracite	\$130.00	7 cubic feet	Germany
32			CLEAR Modular Raised Bed - Single Unit (hexagon shape 10" high) - Extend the height or length! Basic set consists of six 21.5" long and 10" high panels. Combine sets to raise the height. Use an extension set to lengthen the basic set by 21.5". Beautiful wooden texture on the sturdy plastic components that are UV and moisture resistant. Made in Germany of recycled plastic. Comes with 5 year warranty. Single set assembled is 43.5" x 43.5" x 10" H. ON sale - to be discontinued	645130	anthracite	\$99.00	7 cubic feet	Germany
32			Modular Raised Bed XL - Single Unit (hexagon shape 10" high) - Extend the height or length! Basic set consists of six 30" long and 10" high panels. Combine sets to raise the height. Use an extension set to lengthen the basic set by 21.5". Beautiful wooden texture on the sturdy plastic components that are UV and moisture resistant. Made in Germany of recycled plastic. Comes with 5 year warranty. Single set assembled is 57" x 57" x 10" H. (point to point)	645108	anthracite	\$129.00	7 cubic feet	Germany
32			CLEAR Modular Raised Bed XL - Single Unit (hexagon shape 10" high) - Extend the height or length! Basic set consists of six 30" long and 10" high panels. Combine sets to raise the height. Use an extension set to lengthen the basic set by 21.5". Beautiful wooden texture on the sturdy plastic components that are UV and moisture resistant. Made in Germany of recycled plastic. Comes with 5 year warranty. Single set assembled is 57" x 57" x 10" H. (point to point). ON sale - to be discontinued	645131	anthracite	\$129.00	7 cubic feet	Germany
32			Raised Bed Extension - Must be used <u>with</u> the basic set to lengthen basic model by 21.5"	645101	anthracite	\$70.00		Germany
32		Kit	Modular Raised Bed - with extension - two layers high: Oval shaped: 20" high x	645122	anthracite	\$359.00		Germany
COMPOSTERS								
33		The ULTIMATE consumer composter. It makes liquid fertilizer!	Aerobin 400 Insulated Composter: double-wall polystyrene-core sides for year-round compost production with patented "lung" system, and 4 gal reservoir collects leachate - dilute to make "compost tea". Absolutely no turning required - drop waste in at the top - later remove through bottom side doors. Processes similar capacity as 3-4 110-gallon composters. Size: 29" W x 29"L x 47"H <i>The very best consumer composter on the market today!</i>	Aerobin 400	green	\$449.00	106 gal.	India
33			Aerobin Insulated Composter: double-wall filled with polystyrene for year-round compost production; incl. patented "lung" system, 2 gal reservoir (makes leachate - dilute to make "compost tea"). Absolutely no turning required - drop in at the top - later remove through bottom side doors. (Similar capacity as 2x 110-gallon composters) - NEW: grey color	Aerobin 200	grey	\$315.00	53 gal.	India
34			Ms. Tumbles® Compost Tumbler: 130 liters/35 gal. Ball tumbler on a sturdy stand - with leachate drain hose with control valve. . . This new design tumbler is perfectly suited for small yards and for people not wanting to mix the organic waste in their traditional compost bins. Simply turn this bin and waste is mixed easily. New larger access door for easy loading and unloading Made from recycled plastics. Made in China. Doe4s require regular draining to prevent overflowing. Leachate diluted 10 to 1 make into great "compost tea"	Ms. Tumbles	black/green	\$99.99	35 gal	China
34			Mr. Spin® Compost Tumbler: 160 liters/43 gal. Dual Chamber compost tumbler on two-leg stand. Two compartments to keep fresh organic waste from older waste - separation makes better compost. This popular tumbler is perfectly suited for small yards and for people not wanting to mix the organic waste in their traditional compost bins. Simply turn this bin and waste is mixed easily. Green access door for easier access. Made in China.	Mr. Spin	black/green	\$99.99	43 gal	China
From Juwel in Austria: 5 mm thick walls - extra strong								
34		Austrian 3-stage composter	Aeroplus 6000 - 3-stage composter. This high-quality vertical composter is larger, more durable, lasts longer and is easier to operate. Simply turn the crank handle and the waste drops from the 2nd to the 3rd chambers, in the process both chambers get mixed. The top chamber is relatively air tight designed to keep flies out. Made in Austria. Capacity: 140 gals. Size: 31" W x 31" L x 43" H.	Aeroplus 6000	green	\$459.00	140 gal.	Austria
34		Top Quality The strongest of all "4-walls & lid" style	AeroQuick 187 gal. Large composter with base grid. Lid "locks" - two doors to remove compost. Made from 5 mm heavy duty plastics to last 10-15 years; strong enough to stand on (100% heavier than other similar size compost bins). Size: 37" W x 37" L x 43" H; Made in Austria	AQ 187	green	\$524.00	187 gal.	Austria
34		Top Quality The strongest of all "4-walls & lid" style	AeroQuick 77 gal. - Small composter with "locking" lid and two doors to remove compost. Perfect size for a 1-2 person house hold with a small yard. Made from 5 mm thick heavy-duty plastic to last 10-15 years; strong enough to stand on (50% heavier than other similar size compost bins). Open bottom allows microorganisms in soil to speed composting. Size: 28.4" W x 28.4" L x 31.5" H; Made in Austria.	AQ 77	green	\$259.00	77 gal.	Austria
34			Bio600 Composter with base - 160Gal composter with small holes to maximize airflow. 4mm wall thickness built to last even in cold winters. Neutral grey color with yellow handle. Comes with a soil fence to keep deter tunneling rodents. From Juwel in Austria. Size: 30" x 30" x 39" H.	BIO600 w/ base	Gray	\$229.99	160 gal.	Austria





2026 Catalog Page	Product Photo	Notes	Product Description	Item #	Color	Retail Price (MAP)	Size	Country of Origin
From Germany: Good & Better								
34		Good	ECO-master 300 liters/80 gal black - Basic composter, sides snap permanently together, large top lid, and 2 bottom doors. Open bottom allows microorganisms in soil to speed composting. Made from 100% recycled PP, 2.1 mm thick walls. Made in Germany. 24" x 24" x 35.5" H	628000	black	\$110.00	80 gal.	Germany
34		Good	ECO-master 450 liters/120 gal black: Basic composter, side walls snap permanently together, large top lid, 2 doors at the bottom. Open bottom allows micro organisms to come up to materials to speed composting. Made from 100% recycled PP, 2.1 mm thick walls. Size: 27" x 27" x 40" H. From Graf in Germany.	628001	black	\$140.00	120 gal.	Germany
35		Better!	ECO-King 400 liters/110 gal green: Basic composter - a step up from the Eco-Master. Sides snap permanently together, large double lid, and 2 bottom doors. Open bottom allows micro organisms from soil to speed composting. Made from 100% recycled PP, 2.3 mm thick walls. Made in Germany. 28" x 28" x 33" H.	627003	green	\$170.00	110 gal.	Germany
35		Better!	ECO-King 600 liters/160 gal green: Basic composter - a step up from the Eco-Master. Sides snap permanently together, large double lid, and 2 bottom doors. Open bottom allows micro organisms from soil to speed composting. Made from 100% recycled PP, 2.3 mm thick walls. Made in Germany. Size: 31.5" x 31.5" x 37.5"H	627001	green	\$199.00	160 gal	Germany
35		Best	Thermo Wood composter 600 liter / 160 gal. with Soil Fence: Looks like real wood grain. Made with Thermelon (air pockets for better insulation) 4.2 mm thick PP plastic (mostly recycled material).The latest high-end compost bin from Graf. Very large top opening covered by 2 hinged lids. Two removal doors at the bottom (opposite sides). Side walls come with hidden air holes for better ventilation. Includes: Soil Grid - rodent prevention. Size: 31.5" x 31.5" x 39.5" high - 40 lbs.	626051	black	\$379.00	160 gal	Germany
35		Better!	Thermo King 900 - 240 gal giant composter. Made with Thermelon (air pockets for better insulation) 4.2 mm thick PP plastic (mostly recycled material). The Thermo King is stronger and more durable than most "regular" composters. Side walls "hook" together. Very large top loading door and two large doors for easy compost removal. Made in Germany. Size: 40" x 40" x 40"	ThermoKing 900	green	\$359.00	240 gal	Germany
35		The BEST!	Thermo Star 1000 - 267 gal Jumbo Composter. Made with Thermelon (air pockets for better insulation) 4.5 mm thick PP plastic (mostly recycled material). This is a step above the Thermo King - the 6 side walls are held together by thick rods. Has a top-loading door and any bottom wall section can be opened for easy compost removal. Made in Germany. Size: 50" x 50" x 41"H	Thermo Star 1000	olive green	\$459.00	267 gal	Germany
Composting Accessories:								
34		Great under "ordinary Composter"	Graf Soil Fence - Prevents rodents from tunneling under composter, while still allowing microorganisms in the soil to access your materials to speed composting. Made for the Graf compost bins but they work with any open-bottom compost bin measuring less than 38" x 38".	Soil Fence	black	\$60.00	up to 38"	Germany
34		Great under "ordinary Composter"	AQ Composter Mouse Grid - Prevents rodents from tunneling under composter, while still allowing microorganisms in the soil to access your materials to speed composting. Made for the Juwel compost bins but they work with any open-bottom compost bin measuring less than 32"x 32". Extendable	AQ Base	Green	\$58.99	up to 38"	Austria
Compost collection: indoors								
35			2-N-1 Kitchen Bucket One gallon is a perfect size to sit on the kitchen counter. Easy access lid comes with clear rubber ring/seal to limit odors. Turn bucket around and you have a great ice bucket or wine cooler! Size: 10" x 7.5" x 10" H when out will be discontinued					
35			2-N-1 Kitchen Bucket in White	CPBW01	white	\$29.99	0.8 gal.	China
35			2-N-1 Kitchen Bucket in Oatmeal	CPBS01	oatmeal	\$29.99	0.8 gal.	China
35			2-N-1 Kitchen Bucket in Silver (matte)	CPBS04	silver	\$29.99	0.8 gal.	China
35			2-N-1 Kitchen Bucket in Stainless Steel (shiny)	CPBS03	stainless	\$29.99	0.8 gal.	China
35		BEST SELLER	ECO 2000 Kitchen Compost Pail: Our #1 item! Hinged lid with replaceable carbon filter. Place on counter or hang with 2 screws/hook (not incl.) inside a cabinet. Made in Canada. 9liters/2.4 gal. 8.5" W x 9" L x 12" H	ECO 2000	green	\$21.99	2.4 gal.	Canada
			Case pack: 10 units					
35			Replacement Filters for ECO 2000 Kitchen Compost Pail - recommended to replace every 3 months for optimal performance. 3 per pack.	ECO 2500	black	\$9.99	3" x 3"	Canada
35			Replacement filters set of (2) 3 packs	ECO2500/2				
35			Replacement filter holder cartridge (comes with one filter) - Flower pattern on top for Eco 2000	ECO Filter Holder		\$7.99		

2026 Catalog Page	Product Photo	Notes	Product Description	Item #	Color	Retail Price (MAP)	Size	Country of Origin
Graf Rain Barrels from Germany: Premium quality rain barrels collect rain for healthier plants. Closed systems to help prevent mosquito breeding.								
36-37			Large Roman (Antique Amphora) Rain Barrel 600L / 158 Gallon - Planter on top! Made from the highest grade of plastics LLD-PE. Includes plastic spigot. UV Stable and weather resistant. Closed system to keep mosquitoes out. Made in Germany. 41" W x 36" D x 56" H	211612	terracotta	\$1,299.00	95 gal	Germany
36-37			Small Venetia (Amphora) Rain Barrel 240L / 63 Gallon - Made from the highest grade of plastics HD-PE. Includes plastic spigot. Winter proof - leave the tap open during freezes. UV Stable and weather resistant. Closed system to keep mosquitoes out. Small access panel on top. Made in Germany. 27" D x 51" H	211700	terracotta	\$359.99	80 gal	Germany
36-37			Medium Venetia (Amphora) Rain Barrel 300L / 80 Gallon - Made from the highest grade of plastics HD-PE. Includes plastic spigot. Winter proof - leave the tap open during freezes. UV Stable and weather resistant. Closed system to keep mosquitoes out. Small access panel on top. Made in Germany. 27" D x 51" H	211701	terracotta	\$459.99	80 gal	Germany
36-37			Large Venetia (Amphora) Rain Barrel 500 L / 133 Gallon - Made from the highest grade of plastics HD-PE. Includes plastic spigot. Winter proof - leave tap open during freezing weather. UV Stable and weather resistant. Small access panel on top. Made in Germany. 31" D x 59" H NOTE: These go by truck, they are too big to ship UPS/FedEX.	211702	terracotta	\$559.99	133 gal	Germany
36-37			Terranova Oval Rain Barrel 277 L / 73 Gallon - Made from the highest grade of plastics PP. Includes plastic spigot. Winter proof - leave tap open during freezing weather. UV Stable and weather resistant. Closed system to keep mosquitoes out. Made in Germany. 32" W x 16" D x 41" H	212120	grey	\$459.99	73 gal	Germany
36-37			Sunda Wicker Rain Barrel 303 L / 80 Gallon - Made from the highest grade of plastics HD-PE. Includes plastic spigot. Winter proof - leave tap open during freezing weather. UV Stable and weather resistant. Closed system to keep mosquitoes out. Made in Germany. 32" W x 16" D x 47" H	212100	dark brown almost grey like	\$449.99	80 gal	Germany
36-37			Large VINO Rain Barrel with fast flow tap 416L / 110 gallon. Removable child-proof lid locks in place. Designed to keep mosquitoes out. Includes plastic spigot. Safe to leave outside in severe weather, leave tap open in the winter. Drain hole w/plug near bottom of the tank. 30"D x 42"H	295631	dark brown	\$589.99	110 gal	Germany
36-37			The Wave Rain Barrel 350L / 92 Gallon with Planter in Arctic - with plastic spigot at 14" high. includes plastic spigot. Winter proof - leave tap open during freezing weather. UV Stable and weather resistant. Closed system to keep mosquitoes out. Made in Germany. Size: 24" D x 60" H	326150 AW	Arctic white	\$999.99	92 gal	Germany
36-37			Madera Rain Barrel 220L / 58 Gallon Brown wood look - Compact and practical rainwater tank in wood like texture finish. Removeable cover for water extraction with integrated childproofing. Includes plastic spigot. Winter proof - leave tap open during freezing weather. UV Stable and weather resistant. Closed system to keep mosquitoes out. Made in Germany. Total weight 22 lbs. 24" x 42" H	295655	Brown	\$459.99	58 gal	Germany
36-37			Slim Stone Décor 330L / 87 gallon Grey - Rainwater storage tank with trendy stone design. 3D décor, includes plastic spigot. Winter proof - leave tap open during freezing weather. UV Stable and weather resistant. Closed system to keep mosquitoes out. Made in Germany. Total weight 44 lbs. 15" x 23" x 72" H	211811	Grey	\$519.99	88 gal	Germany
36-37			VASO 2N1 WATER TANK 220L / 58 Gallon GREY - Rainwater tank with integrated plant cup with fleece filter with a depth of 200mm. 2 Functions - rainwater storage and decoration. Includes plastic spigot. Winter proof - leave tap open during freezing weather. UV Stable and weather resistant. Closed system to keep mosquitoes out. Made in Germany. Total weight 22 lbs. 20" x 47" H	295640	Grey	\$469.99	58 gal	Germany
36-37			ARONDO RAINWATER TANK 250L / 66 Gallon GREY - Modern, compact and practical rainwater tank in lifelike stone finish. Removeable cover for water extraction with integrated childproofing. Includes plastic spigot. Winter proof - leave tap open during freezing weather. UV Stable and weather resistant. Closed system to keep mosquitoes out. Made in Germany. Total weight 22 lbs. 24" x 42" H	295650	Grey	\$499.99	66 gal	Germany
36-37			Stone 2n1 Water Tank 350L / 93 Gallon SILVER with Plant cup - Modern design, high quality and smooth natural stone look. 2 functions - rainwater storage and decoration. Integrated plant cup with fleece filter and high quality brass threads. Includes plastic spigot. Winter proof - leave tap open during freezing weather. UV Stable and weather resistant. Closed system to keep mosquitoes out. Made in Germany. Total weight 33 lbs. 24" D x 59" H	326140	Silver	\$999.99	93 gal	Germany
36-37			Stone 2n1 Water Tank 350 / 93 Gallon LAVA with plant cup - Modern design, high quality and smooth natural stone look. 2 functions - rainwater storage and decoration. Integrated plant cup with fleece filter and high quality brass threads. Includes plastic spigot. Winterproof - leave tap open during freezing weather. UV stable and weather resistant. Closed system to keep mosquitoes out. Made in Germany. Total weight 33 lbs. 24" D x 59" H	326141	Lava	\$999.99	93 gal	Germany
36-37			LINUS 2N1 WATER TANK 220L / 58 Gallon GREY - Rainwater storage tank with integrated plant cup with filter fleece and integrated brass threads. Premium quality and unique surface design with 5 year warranty. Includes plastic spigot. Winter proof - leave tap open during freezing weather. UV Stable and weather resistant. Closed system to keep mosquitoes out. Made in Germany. Total weight 22 lbs. 23" D x 47" H	326170	Grey	\$619.99	58 gal	Germany












2026 Catalog Page	Product Photo	Notes	Product Description	Item #	Color	Retail Price (MAP)	Size	Country of Origin
36-37			Quadro 170 liter/ 45 gallons Grey - Slim space saving rain water tank with small footprint. 3 options for outlet tap locations. Includes plastic tap (504040)	295670	Grey	\$299.99	45 gal	Germany
36-37			Quadro 500 liter/ 132 gallons Grey - Slim space saving rain water tank with small footprint. 3 options for outlet tap locations. Includes plastic tap (504040)	295685	Grey	\$579.99	132 gal	Germany
36-37			CUBUS Garden Tank 1000L / 264 Gallon GREY - Large storage volume for little money. Includes plastic spigot. Winter proof - leave tap open during freezing weather. UV Stable and weather resistant. Closed system to keep mosquitoes out. Made in Germany. Total weight 66 lbs. 32" x 32" D x 73" H	326041	Grey	\$769.99	264 gal	Germany
36-37			Top Tank - 345 gal. Commercial rain barrel for above ground use. Made from industrial strength plastic - when empty this unit is easy to handle. Includes brass tap and downspout connection kit. Consumer friendly. Total weight only: 66 lbs. 46.5" D X 61.5" H	323001	dark green	\$699.99	345 gal	Germany
36-37			Top Tank - commercial rain barrel for above ground use - up to 8 units nested on a single pallet. Total Capacity: 8 x 345 = 2,760 gal ; 10% discount for multiple units (on 1 pallet).	323001/8	dark green	\$669.99	345 gal +	Germany
37			Universal Rain Barrel Downspout Connection kit: includes all parts needed including a drill bit - this set for standard RECTANGULAR downspouts (3"x 4" or 4"x 5"). Hose: 16" ; Made in Germany	503071 REC	grey	\$55.99	n/a	Germany
37			Universal Rain Barrel Downspout Connection kit: includes all parts needed including a drill bit - this set for standard ROUND downspouts (4" to 5"). Hose: 16" ; Made in Germany	503073 Round	grey	\$55.99	n/a	Germany
37			Universal Rain Barrel Water Removal kit: includes all parts needed including a drill bit. Hose: 85". Made in Germany. Great to drain water out of any rain barrel - to clean or to prevent heavy frost damage.	220015 Universal	clear	\$39.99	n/a	Germany
37			Water Tank Connection Kit - consists of two hose connections with lock nut and 25 cm hose	504017	gray	\$45.99	n/a	Germany
37			Plastic Tap for Rainbarrel - Fast flow Aqua Quick plastic tap with brass tone	504040	brass tone	\$24.99	n/a	Germany
37			Plastic Tap for Rain Barrel (4-Part) Aqua Quick in brass tone. Kit consists of tap with seal and screw connection, connecting pieces for tube fitting (1/2" or 13mm, 3/4" or 19mm) and union nut and seals	504044	brass tone	\$34.99	n/a	Germany
37			Brass Tap 3/4" - 1.9cm or 3/4" size with tubing nipple includes teflon tape	220011	brass	\$48.99	n/a	Germany

PLANTERS, POTS & BIRDBATHS












EnduraClay®: Injection molded fiber-clay (70% finely pulverized clay/earth, 25% recycled polyester resin and 5% non-toxic organic binders; good to -10°F)

38		Closeout: while supplies last!	Imperial Urn- set of 2 -Antique Copper - size: small. Attractive and lightweight to make it easier to move plants to safety during winter freezes. 4-pieces push together. capacity: 1 gal.; Inside: 7" dia x 7.5" deep Made from FiberClay (70% finely pulverized clay/earth, 25% recycled polyester resin and 5% non-toxic organic binders); good down to 0° F. Includes rubber push-out plug in bottom of the bowl so planter can be used either indoors or outdoors. No tools needed. Size: 11.5" dia. / 14" high	FM-UrnC	Antique Copper	\$49.99	14" H	China
38		Closeout: while supplies last!	Planter - medium large - spackled white - 13" tall / 17" dia. - size: medium/large. Attractive and lightweight planter to make it easier to move plants to safety during winter freezes. Capacity: 10.0 gal. Made from FiberClay (70% finely pulverized clay/earth, 25% recycled polyester resin and 5% non-toxic organic binders); good down to 0° F. Includes rubber push-out plug in bottom of the bowl so planter can be used either indoors or outdoors. No assembly	FM-WP17	spackled-white	\$49.99	13" H	China
38		Closeout: while supplies last!	Planter - Round - set of 2 -- medium - washed sandstone - 13.5" dia. / 11.5" tall. Attractive and lightweight planter to make it easier to move plants to safety during winter freezes. Capacity: 4.5 gal. Made from FiberClay (70% finely pulverized clay/earth, 25% recycled polyester resin and 5% non-toxic organic binders); good down to 0° F. Includes rubber push-out plug in bottom of the bowl so planter can be used either indoors or outdoors. No assembly	FM-RRP	washed -sandstone	\$49.99	11.5" H	China
38		Closeout: while supplies last!	Planter - square - set of 2 -- medium - washed sandstone - 11.5" x 11.5" x 9.5" h. Attractive and lightweight planter to make it easier to move plants to safety during winter freezes. Capacity: 3.5 gal. Made from FiberClay (70% finely pulverized clay/earth, 25% recycled polyester resin and 5% non-toxic organic binders); good down to 0° F. Includes rubber push-out plug in bottom of the bowl so planter can be used either indoors or outdoors. No assembly	FM-SBWP	mushroom color	\$49.99	11.5" H	China

2026 Catalog Page	Product Photo	Notes	Product Description	Item #	Color	Retail Price (MAP)	Size	Country of Origin
38		Closeout: while supplies last!	Planter Set - 3 pieces nested - medium - spackled gray - sizes: 8.5" dia x 7" high cap. 1.25 gal.; 11.5" dia x 8.75" h cap. 2.5 gal; 14.25" dia x 11.5" h cap 5.5 gal: Attractive and lightweight but strong set of 3 planters. Easy to move inside if so desired during the winter season. Capacity: Made from FiberClay (70% finely pulverized clay/earth, 25% recycled polyester resin and 5% non-toxic organic binders); good down to 0° F. Includes rubber push-out plug in bottom of the bowl so planter can be used either indoors or outdoors. No assembly	FM-Pot3G	spackled -gray	\$49.99	13" H	China
38		Closeout: while supplies last!	Hanging Planter - round -- medium - spackled gray - 13.5" dia x 6.75" h. Attractive and lightweight planter to make it easier to move plants to safety during winter freezes. Capacity: 3.0 gal. Made from FiberClay (70% finely pulverized clay/earth, 25% recycled polyester resin and 5% non-toxic organic binders); good down to 0° F. Includes rubber push-out plug in bottom of the bowl so planter can be used either indoors or outdoors. Three rope - each 16". No assembly	FM-HBG13	spackled-gray	\$29.99	6.75" h	China
38		Closeout: while supplies last!	Table - charcoal grey - Fiber Clay is designed to look like a classic concrete. Made out of two pieces pedestal and table top - 720° screw-on table top. Pedestal can be filled with sand for added stability. 32" D x 29" H	FM-810	charcoal grey	\$169.99	32" dia x29" h	China
			Table and Pedestal ship separately					
Trellis Planters - include built-in reservoir for continuous watering								
39			Calypso Planter with Trellis - Green - Planter has built-in water reservoir with water level indicator and double bottom with 2.5 gal capacity. Includes 4 wheels - 2 lock. For indoor/outdoor use (does not leak). Assembled size: 31" W x 13.5" D x 53" H	1.416Green	green	\$140.00	2.5 gal	Germany
			Ships in 2 boxes				reservoir	
39			Calypso Planter with Trellis Anthracite Grey - Planter has built-in water reservoir with water level indicator and double bottom with 2.5 gal capacity. Includes 4 wheels - 2 lock. For indoor/outdoor use (does not leak). Assembled size: 31" W x 13.5" D x 53" H	1.420Grey	metallic grey	\$140.00	2.5 gal	Germany
			Ships in 2 boxes				reservoir	
Clotheslines: High Quality Space-Saving Designs from Austria. Save Energy and Clothes Smell Fresh and Last Longer								
39		Fast & Easy with new Lower Price!	Novaplus 500 Rotary Clothesline: A high quality clothesline with 140 feet of line for up to 2-3 washing machine loads. Clothesline opens and folds up with easy one-hand lever. The cover even retracts automatically during opening to keep lines clean between uses. Comes with ground socket for simple installation. Open: 76" x 76" x 80" H. 5-year warranty - excludes cover	Novaplus Easy 500	anodized aluminum	\$279.00	140' line	Austria
39			Novaplus Replacement Cover	30337	silver	\$50.00		Austria
39			Universal Ground Socket - Holds most umbrellas and/or rotary clotheslines - volleyball nets - etc. Great for beach umbrellas. Adjustable rings allow for perfect diameter fit, Comes with aluminum "handle" to drill socket in to the ground. Ends up perfectly flush with the ground. Lawn mower safe. Fits: 5 different tubes 1.25" - 2.2" diameter	30026	yellow	\$50.00		Austria
39			TWIST Free-Standing Dryer - Folds double to carry outside while loaded. Collapses completely and hangs on a wall (only 3" wide x 2" deep!) with included wall bracket. 45' of line. Versatile - can also be used over a tub against the wall. Made from highest quality industrial aluminum and polyamide plastic parts; strong but very light-weight.	TWIST	anodized aluminum	\$169.00	45' Line	Austria
Sandbox Play: Unique designs from Austria: this line will be discontinued when out of stock								
46			FELIX Sandbox with Adjustable Roof - Roof provides shade while the children play and lowers to keep out animals and rain done. From GASPO in Austria - Made from PEFC certified spruce/pine wood treated with water based child-safe stain - UV 50+ stabilized roof. Sandbox: T.U.V. & Bureau Veritas approved. (no floor for hygiene reasons) 40" x 40" x 51" H	FELIX	orange-brown	\$140.00	medium	Austria
ELEGANT CONCRETE FOUNTAINS								
Galleria Fountains: made from 90% concrete and 10% Fiberglass (to make it stronger): Pump is included and varies with the size of the fountain. NOTE: Fountains are packed in crates and consist of several (2-3-4) parts: individual parts can weigh as much as 200 lbs. Two strong people are suggested for assembly.								
43		NEW	Aqua Falls Fountain - Charcoal: Classic free-standing pedestal fountain is beautiful on it own or placed in a pond. Fountain is 35" high. Fountain base is 43" diameter x 19" high. Weighs 545 lbs. Pump size - 392 gallons.	GF-AQ100-C	charcoal	\$2199 (includes freight)	Fountain prices INCLUDE curbside freight/delivery charges.	Indonesia
43		NEW	Aqua Falls Fountain - Charcoal: Classic free-standing pedestal fountain is beautiful on it own or placed in a pond. Fountain is 35" high. Fountain base is 43" diameter x 19" high. Weighs 545 lbs. Pump size - 392 gallons.	GF-AQ100-R	rust	\$2199 (includes freight)	Fountain prices INCLUDE curbside freight/delivery charges.	Indonesia

2026 Catalog Page	Product Photo	Notes	Product Description	Item #	Color	Retail Price (MAP)	Size	Country of Origin
40		NEW	Buddha Bowl in Rust: Made from glass-reinforced concrete. Total weight is 146lbs. Pump size is 132 gallons. 24" x 7" at the base. 25" Tall.	GF-BBF01-R	rust	\$1399 (includes freight)	Fountain prices INCLUDE curbside freight/delivery charges.	Indonesia
40		NEW	Buddha Bowl in Slate: Made from glass-reinforced concrete. Total weight is 146lbs. Pump size is 132 gallons. 24" x 7" at the base. 25" Tall.	GF-BBF01-G	slate	\$1399 (includes freight)	Fountain prices INCLUDE curbside freight/delivery charges.	Indonesia
43		NEW	Zig Zag Copper Fountain - Charcoal: Vertical fountain creates a cascading water wall. Bottom reservoir works for waterplants. Fountain base is 31" x 16" x 9", Fountain is 63" high. Weighs 322 lbs. Pump size is 396 gallons.	GF-C800-C	charcoal	\$1699 (includes freight)	Fountain prices INCLUDE curbside freight/delivery charges.	Indonesia
43		NEW	Zig Zag Copper Fountain - Rust: Vertical fountain creates a cascading water wall. Bottom reservoir works for waterplants. Fountain base is 31" x 16" x 9", Fountain is 63" high. Weighs 322 lbs. Pump size is 396 gallons.	GF-C800-R	rust	\$1699 (includes freight)	Fountain prices INCLUDE curbside freight/delivery charges.	Indonesia
41		NEW	Cascade Fountain Slate: Made from glass-reinforced concrete. Total weight is 366lbs. Pump size is 396 gallons. 26" x 26" x 10" at the base. 71" Tall.	GF-D160-S	slate gray	\$1550 (includes freight)	Fountain prices INCLUDE curbside freight/delivery charges.	Indonesia
41		NEW	Cascade Fountain Rust: Made from glass-reinforced concrete. Total weight is 366lbs. Pump size is 396 gallons. 26" x 26" x 10" at the base. 71" Tall.	GF-D160-R	rust	\$1550 (includes freight)	Fountain prices INCLUDE curbside freight/delivery charges.	Indonesia
43		NEW	Amphora Fountain Charcoal - Made from glass-reinforced concrete. Total weight is 472 lbs. Pump size is 396 gallons. 47" x 28" x 28" at the base.	GF-IB100C	charcoal	\$1550 (includes freight)	Fountain prices INCLUDE curbside freight/delivery charges.	Indonesia
43		NEW	Amphora Fountain Rust - Made from glass-reinforced concrete. Total weight is 472 lbs. Pump size is 396 gallons. 47" x 28" x 28" at the base.	GF-IB100R	rust	\$1550 (includes freight)	Fountain prices INCLUDE curbside freight/delivery charges.	Indonesia
40		NEW	Cigar Fountain Charcoal: Includes (1) White LED Light. Made from glass-reinforced concrete. Total weight is 370lbs. Pump size is 396 gallons. 28" x 28" x 10" at the base. 39" Tall	GF-L130-C	charcoal	\$2229 (includes freight)	Fountain prices INCLUDE curbside freight/delivery charges.	Indonesia
40		NEW	Cigar Fountain - Rust: Includes (1) White LED Light. Made from glass-reinforced concrete. Total weight is 370lbs. Pump size is 396 gallons. 28" x 28" x 10" at the base. 39" Tall	GF-L130-R	rust	\$2229 (includes freight)	Fountain prices INCLUDE curbside freight/delivery charges.	Indonesia
41		NEW	Luna Bowl Large - Charcoal: Includes (1) White LED Light. Made from glass-reinforced concrete. Total weight is 615lbs. Pump size is 396 gallons. 39" x 39" x 10" at the base. Ball diameter is 31".	GF-L140L-C	charcoal	\$2460 (includes freight)	Fountain prices INCLUDE curbside freight/delivery charges.	Indonesia

2026 Catalog Page	Product Photo	Notes	Product Description	Item #	Color	Retail Price (MAP)	Size	Country of Origin
41		NEW	Luna Bowl Large - Rust: Includes (1) White LED Light. Made from glass-reinforced concrete. Total weight is 615lbs. Pump size is 396 gallons. 39" x 39" x 10" at the base. Ball diameter is 31".	GF-L140L-R	rust	\$2460 (includes freight)	Fountain prices INCLUDE curbside freight/delivery charges.	Indonesia
44		NEW	Trevi - Rust: Includes (1) White big LED Strip. Made from glass-reinforced concrete. Total weight is 608lbs. Pump size is 396 gallons. 31" x 31" x 10" at the base. 53" Tall.	GF-L160-R	rust	\$2150 (includes freight)	Fountain prices INCLUDE curbside freight/delivery charges.	Indonesia
44		NEW	Trevi - Charcoal: Includes (1) White big LED Strip. Made from glass-reinforced concrete. Total weight is 608lbs. Pump size is 396 gallons. 31" x 31" x 10" at the base. 53" Tall.	GF-L160-S	slate	\$2150 (includes freight)	Fountain prices INCLUDE curbside freight/delivery charges.	Indonesia
40		NEW	Wagon Wheel Medium - Charcoal: Made from glass-reinforced concrete. Total weight is 838 lbs. Pump size is 925 gallons. 39" x 31" x 10" at the base. Wheel Diameter is 36"	GF-L250M-C	charcoal	\$1850 (includes freight)	Fountain prices INCLUDE curbside freight/delivery charges.	Indonesia
40		NEW	Wagon Wheel Medium - Rust: Made from glass-reinforced concrete. Total weight is 838 lbs. Pump size is 925 gallons. 39" x 31" x 10" at the base. Wheel Diameter is 36"	GF-L250M-R	rust	\$1850 (includes freight)	Fountain prices INCLUDE curbside freight/delivery charges.	Indonesia
42		NEW	Laguna Falls Wall: Made from glass-reinforced concrete. Total weight is 328lbs. Pump size is 608 gallons. 33" x 18" x 10" at the base. 73" Tall. ----- This is a great indoor unit - does not splash over the basin - good for restaurants	GF-L450		\$1750 (includes freight)	Fountain prices INCLUDE curbside freight/delivery charges.	Indonesia
42		NEW	Frog in the Pond - Rust: Includes (1) White LED Light. Made from glass-reinforced concrete. Total weight is 377lbs. Pump size is 608 gallons. 19" x 19" x 12" at the base. 39" Tall. Bowl Diameter is 39".	GF-L550-R	rust	\$1692 (includes freight)	Fountain prices INCLUDE curbside freight/delivery charges.	Indonesia
42		NEW	Frog in the Pond - Slate: Includes (1) White LED Light. Made from glass-reinforced concrete. Total weight is 377lbs. Pump size is 608 gallons. 19" x 19" x 12" at the base. 39" Tall. Bowl Diameter is 39".	GF-L550-S	slate	\$1692 (includes freight)	Fountain prices INCLUDE curbside freight/delivery charges.	Indonesia
42		NEW	Moon Pot - Charcoal: Includes (1) White LED Light. Made from glass-reinforced concrete. Total weight is 472lbs. Pump size is 396 gallons. 39" x 39" x 10" at the base. 24" Tall.	GF-L850-C	charcoal	\$2299 (includes freight)	Fountain prices INCLUDE curbside freight/delivery charges.	Indonesia
42		NEW	Moon Pot - Rust: Includes (1) White LED Light. Made from glass-reinforced concrete. Total weight is 472lbs. Pump size is 396 gallons. 39" x 39" x 10" at the base. 24" Tall.	GF-L850-R	rust	\$2299 (includes freight)	Fountain prices INCLUDE curbside freight/delivery charges.	Indonesia
44		NEW	Original Eclipse Medium in Charcoal: Made from glass-reinforced concrete. Total weight is 531lbs. Pump size is 291 gallons. 35" x 28" x 10" at the base. 45" Tall.	GF-L1000M-C	charcoal	\$1999 (includes freight)	Fountain prices INCLUDE curbside freight/delivery charges.	Indonesia

2026 Catalog Page	Product Photo	Notes	Product Description	Item #	Color	Retail Price (MAP)	Size	Country of Origin
44		NEW	Original Eclipse Medium in Rust: Made from glass-reinforced concrete. Total weight is 531lbs. Pump size is 291 gallons. 35" x 28" x 10" at the base. 45" Tall.	GF-L1000M-R	rust	\$1999 (includes freight)	Fountain prices INCLUDE curbside freight/delivery charges.	Indonesia
44		NEW	New Eclipse Fountain Medium - Charcoal: Asymmetrical fountain creates added interest as water flows between multiple ledges to a bowl and finally to the reservoir below. Fountain is 35" x 28" x 45" high, base is 10" high. Weighs 531lbs. Pump size is 291 gallons.	GF-L2000M-C	charcoal	\$1799 (includes freight)	Fountain prices INCLUDE curbside freight/delivery charges.	Indonesia
44		NEW	New Eclipse Fountain Medium - Rust: Asymmetrical fountain creates added interest as water flows between multiple ledges to a bowl and finally to the reservoir below. Fountain is 35" x 28" x 45" high, base is 10" high. Weighs 531lbs. Pump size is 291 gallons.	GF-L2000M-R	rust	\$1799 (includes freight)	Fountain prices INCLUDE curbside freight/delivery charges.	Indonesia
42		NEW	Monaco (self contained) - Charcoal: Made from glass-reinforced concrete. Total weight is 615lbs. Pump size is 392 gallons. 42" Wide, 67" Tall.	GF-MFS001-C	charcoal	\$2299 (includes freight)	Fountain prices INCLUDE curbside freight/delivery charges.	Indonesia
42		NEW	Monaco (self contained) - Rust: Made from glass-reinforced concrete. Total weight is 615lbs. Pump size is 392 gallons. 42" Wide, 67" Tall.	GF-MFS001-R	rust	\$2299 (includes freight)	Fountain prices INCLUDE curbside freight/delivery charges.	Indonesia
41		NEW	Luna Bowl medium - Rust: Includes (1) White LED Light. Made from glass-reinforced concrete. Total weight is 615lbs. Pump size is 396 gallons. 39" x 39" x 10" at the base. Ball diameter is 31".	GF-MLB01-R	rust	\$1799 (includes freight)	Fountain prices INCLUDE curbside freight/delivery charges.	Indonesia
41		NEW	Luna Bowl medium - Slate: Includes (1) White LED Light. Made from glass-reinforced concrete. Total weight is 615lbs. Pump size is 396 gallons. 39" x 39" x 10" at the base. Ball diameter is 31".	GF-MLB01-S	slate	\$1799 (includes freight)	Fountain prices INCLUDE curbside freight/delivery charges.	Indonesia
43		NEW	Aquarius Medium Fountain in Slate: Includes (1) White big LED Strip. Made from glass-reinforced concrete. Total weight is 278lbs. Pump size is 396 gallons. 28" x 28" x 10" at the base. 33" Tall.	GF-NU100M-S	slate	\$1550 (includes freight)	Fountain prices INCLUDE curbside freight/delivery charges.	Indonesia
43		NEW	Aquarius Medium Fountain in Rust: Includes (1) White big LED Strip. Made from glass-reinforced concrete. Total weight is 278lbs. Pump size is 396 gallons. 28" x 28" x 10" at the base. 33" Tall.	GF-NU100M-R	rust	\$1550 (includes freight)	Fountain prices INCLUDE curbside freight/delivery charges.	Indonesia
40		NEW	Trio Bowl - Slate: Includes 3-Piece LED Light. Made from glass-reinforced concrete. Total weight is 388 lbs. Pump size is 608 gallons. 39" x 39" x 10" at the base. 47" Tall.	GF-TB100-S	slate	\$2299 (includes freight)	Fountain prices INCLUDE curbside freight/delivery charges.	Indonesia
40		NEW	Trio Bowl - Rust: Includes 3-Piece LED Light. Made from glass-reinforced concrete. Total weight is 388 lbs. Pump size is 608 gallons. 39" x 39" x 10" at the base. 47" Tall.	GF-TB100-R	rust	\$2299 (includes freight)	Fountain prices INCLUDE curbside freight/delivery charges.	Indonesia

2026 Catalog Page	Product Photo	Notes	Product Description	Item #	Color	Retail Price (MAP)	Size	Country of Origin
41		NEW	Ying Yang - rust color : Made from glassfiber-reinforced concrete. Total weight is 309 lbs. Pump size is 396 gallons. 24" x 24" x 9" at the base. 49" Tall.	GF-YY200-R	rust	\$1450 (includes freight)	Fountain prices INCLUDE curbside freight/delivery charges.	Indonesia
41		NEW	Ying Yang - slate color : Made from glassfiber-reinforced concrete. Total weight is 309 lbs. Pump size is 396 gallons. 24" x 24" x 9" at the base. 49" Tall.	GF-YY200-S	slate	\$1450 (includes freight)	Fountain prices INCLUDE curbside freight/delivery charges.	Indonesia
Pavilions and Garden Structures								
45			Madison - Nordic Greenhouse Poly roof / Aluminum Walls & 2 sliding Doors - 11' x 11' x 8'10" h Exterior; 10'2" x 10'2" Interior. Two PVC-u steel reinforced sliding patio doors with multi point locks and double-pane insulated low E glass. Two Walls are Powder Coated Aluminum Composite Insulated Wall Panels. Includes base, cover and vinyl flooring. Roof is 25mm Multiwall Polycarbonate with aluminum capping	NP Madison	Varies		103 sq ft	U.K.
45			Melbourne - Nordic Hexagonal Pavilion w/Double Hinged Door & 4 Vents. 13'8" x 13'8" x 10'5" high (Interior of each wall panel is 5'3") Roof features insulated 25mm multiwall polycarbonate with exterior tile effect and white textured interior, aluminum capping & GRP integrated gutter system. 28mm double pane insulated Low E glass with chrome Georgian glazing bars in windows and doors. 28 mm thick insulated aluminum panel under windows. Hinged double doors with multi-point locks. Four lockable roof vents. Includes Nordic ECO base, cover, and vinyl flooring	NP Melbourne	Varies		71 sq ft	U.K.
45			Greenwich - Nordic Greenhouse w/Shed Ext Tile effect roof double sliding Door. 18' x 10'2" x 9'1" (Internal: 13'1" x 9'2" plus 4' x 9'2" shed extension). Roof features well insulated 25mm multiwall polycarbonate with exterior tile effect and white textured interior, aluminum capping and GRP integrated gutter system with downpipes. Walls are 28 mm thick insulated aluminum panels. 28mm double pane insulated Low E glass in windows and doors. Double sliding doors with multi-point locks and vent window. Shed has single hinged door with multi-point locks. Includes Nordic ECO base, cover, and vinyl flooring.	NP Greenwich	Varies		120 sq ft + 36 sq ft	U.K.
46			KOTA Grill House/Hunting Cabin 25m2: This is the perfect place for a party, having fun in your backyard, or camping out like hunter fisherman in northern Scandinavia. Fits 25 adults. The KOTA is made from the highest quality Scandinavian Pine (10x denser/harder than American pine). It has 1.5" thick tongue & groove walls, double-pane glass windows, a dutch door, and 15-year professional shingles. Octagon (8 sided), 4 sections with opening windows. Size: 250 sq. feet; Dimensions: wall diameter: 19' 4", roof diameter: 20' 4", Height: 15' 3" without the chimney. Side walls are 48" high. This unit is totally empty inside. Great as a camping cabin. SHIPS IN 2 LARGE CRATES - FORKLIFT NEEDED TO UNLOAD.	Hunting Cabin	Unfinished Smooth Scandinavian Pine (a hardwood)	\$33,500 suggested retail - sell at a price that makes sense for you	250 sq.ft.	Lithuania
			CRATE #2					
			Option: The Luxe Grill - option for 250 sq.ft. cabin - chimney height sized correctly for the extra large 250 sq.ft. cabin	Lux BBQ	steel	\$3200 suggested retail		LITHUANIA
47			Exquisite Handcrafted Solid Wood Gazebo from Bali Indonesia - 100 sq.ft. with Sunbrella Canvas Roof (5-year warranty). Furnished with 2 eight foot long benches with cushions and pillows, a coffee table, mosquito netting, and LED strip lighting. Made with sustainably-harvested Bengkirai wood - FSC and Sucofindo Cert #VLK 00319. Cushions, Pillows and Bolster made from Sunbrella 100% Acrylic cloth for extra durability. Mosquito netting has unique design as it reach all the way to the top - totally covering the inside. Includes a 14" elevated floor with steps. Decorative railings on 3 sides with wide 43" entry. Gazebo is 10' x 10', roof is 15' x 15'. Canvas roof starts at 9' high - peak height is 12'8". Roof cover is designed for up to 80 mph wind gusts and can be removed if higher winds are expected. Replacement covers are available.	BG 3x3 Kit	reddish brown	\$26,400.00	100 sq.ft.	Indonesia
			Benches: 8'3" L x 21.25" D x 20" H; Back Pillows are: 20" x 20"					
			SHIPS IN 2 LARGE CRATES					
	This size special order only at this time - for 2023		New version: 132 sq.ft. (11'6" x 11'6") with longer and wider benches : with benches on 3 sides.	BB132	reddish brown	\$30,800.00	132 sq.ft.	Indonesia

Prices are subject to change without notice due to fluctuations in exchange rates and tariffs.

Shipping/freight charges may be additional, depending on the item, retailer, location, and level of service for delivery.

Warranties are for manufacturer's defect only and do not cover extreme weather conditions. Please see individual product warranties on our website for details as they vary by item.

Returns accepted within 30 days in original condition only. End user is responsible for return shipping. Greenhouse returns incur a minimum restocking fee of 20%, more if returned in damaged condition.

www.exaco.com
customerservice@exaco.com
877-760-8500 or 512-407-8500

Exaco
16001 Impact Way
Pflugerville, TX 78660