



EXACO TRADING CO

2019
Catalog

European Greenhouses, Composters, Rain Barrels & More





The Bali Gazebo

Entertain in a whole new way - or just lounge in private luxury. This exquisite gazebo is handcrafted in Bali of the highest quality Bangkirai wood. The elevated floor, mosquito netting and LED lighting create an intimate and comfortable setting for up to eight adults - or two people fully-reclined in utter bliss.

Includes:

- (2) 8' long benches with cushions, pillows, bolsters, and coffee table
- Roof material, cushions, pillows, and bolsters are made from Sunbrella acrylic material with a 5-year warranty
- Roof construction has two layers for excellent ventilation while fully-functional mosquito netting attaches at the top peak for the best protection (gathers at the posts when it is not in use)
- LED lighting creates a warm ambience

Specifications (#BG 10):

- 10' x 10' x 12'8" H, 100 sq ft footprint
- Roof is 15' x 15', 225 sq ft roofprint
- Benches are 8'3" L x 21.75" D x 20" H with 4" high cushion
- 10 total pillows (20" x 20")
- Coffee table is 57"L x 20" W x 22" H
- Made from sustainably harvested wood - FSC Certified
- May be placed on level ground - does not require concrete slab
- Can withstand wind loads of 80 mph



Larger 13' x 13', 169 sq ft footprint (#BG 13) available by special order



Pavilions and Greenhouses

New! Bali Gazebo.....	2
Why Exaco?.....	3
Eos Orangerie and Cathedral.....	4
Royal Victorian Orangeries & Retro....	5
Royal Victorian Greenhouses.....	6-7
Junior Victorian Greenhouses.....	8
Greenhouse Accessories.....	9, 14
New! Arcus Greenhouse.....	10
Riga XL Greenhouses.....	11
Riga Greenhouses	12-13
Cold Frames & Raised Beds.....	15

Composters and Accessories...16-17

Rain Collection.....18

Indoor and Outdoor Planters

New! Ceramic Cacti Planter.....	19
Calypso Trellis Planters.....	19
Elho Planters.....	20
Endura Clay Urns & Birdbaths.....	21

Furniture & Clotheslines

Endura Clay Bench & Table.....	21
Modern Outdoor Furniture.....	23-24
Rotary & Folding Clotheslines.....	22

What makes Exaco different?

We offer top-quality greenhouses and products that our customers love. Skilled engineering and quality materials create superior products that will last for years to come.

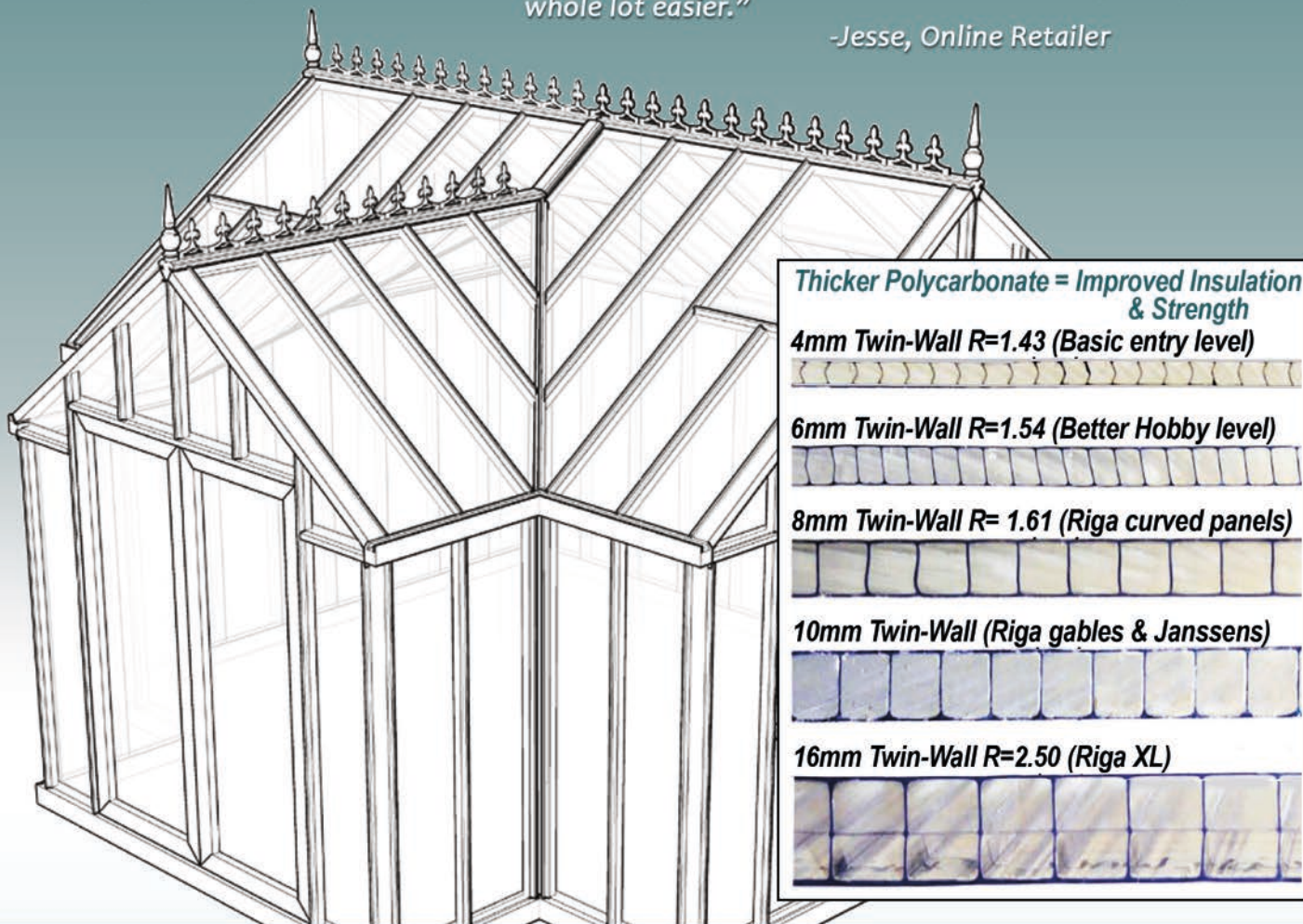
Most of our products are manufactured in Europe and adhere to environmental and safety standards that exceed those of the US. All products are BPA free and many of our plastic products are made from recycled material and are 100% recyclable.

Excellent Customer Service!!!

“Exaco not only has high quality products but they also have an excellent team behind the products to ensure every customer is happy with their purchase.

Basically, when you work with Exaco you work with a dedicated team that makes your life a whole lot easier.”

-Jesse, Online Retailer



The Stronger the Aluminum Profiles - The Stronger the Greenhouse



Entry level Profile

1mm thick



Low End Greenhouse Profile

1mm thick



Better Low End Profile

26x29mm
1mm thick



Juliana Junior Profile

30x25mm
1.2 mm thick

Denmark



Juliana Profile

32x37mm
1.2 mm thick


Denmark



Victorian Profile

36x52 mm
1mm thick

Belgium



Riga Profile

40x30mm
2mm thick

Germany



Riga XL Profile

42x38mm
2mm thick

Germany

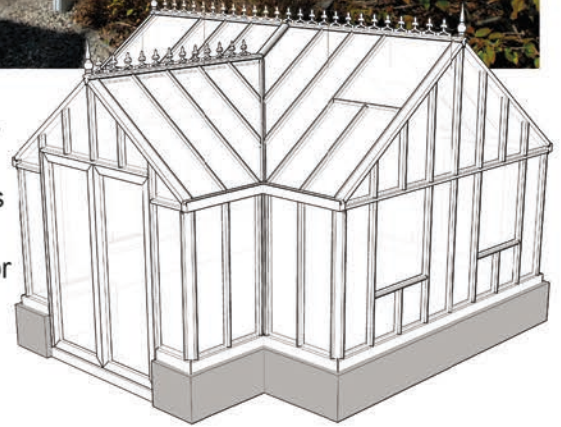
new! Eos Royal Antique Orangerie

The EOS Royal Antique Victorian greenhouse is a dramatic addition to our Orangerie selection with a steeper 38° roof slope. The floorplan still maintains the unique T-shape, but narrow 4mm tempered glass panes (14" wide) add to the antique appearance. Design features a new low door threshold for easy entry! Includes 4 roof windows with automatic openers, 2 louvre vents & double hinged full-length glass doors.

EOS T - Regular in White is 12'10" D x 13'2" L/W x 9'8" H at peak with 6' shoulders, 169 sq feet. It is designed to be built directly on the ground or concrete pad. (#EOS T-Regular-W)



EOS T - Wall in White is specially designed to sit on a 15.75" H wall (customer builds their own wall). It has slightly shorter side-walls and the door drops below the frame to accommodate the wall. (#EOS T-Wall-W)



Cathedral Victorian Greenhouse with Large Cupola
A stunning greenhouse or additional outdoor living space! The Cathedral includes 1 double set of hinged doors with closers, 1 sliding door, 2 top-hang side windows, 1 louvre window, and 4 roof windows with spindle openers. It also features 2 heavy-duty aluminum reinforcements (front to back - 2.3" W x 5.2" D) and a pre-welded cupola frame (horizontal part). Comes with 4 mm tempered glass. Special order available in Fir Green, Black or Bronze. Dimensions: 300 sq.ft. - 15' W x 19'11" L x 12'2" H, 6'8" high at side walls; Cupola: 10'2" L x 5' 4"W. (#Cathedral)



Royal Victorian Greenhouses from Janssens of Belgium



Retro VI34

The Retro Royal Victorian Greenhouse

Decorative panels and narrow glass (14" wide) adorn the elegant Windsor Estate-style greenhouse. Includes double hinged doors, 6'7" sidewalls, large bottom frame, gutters with downspouts and a misting system. **Available in a variety of sizes and colors - allow 8 to 12 weeks for delivery; contact us for more details. Limited stock.**



Retro VI 34 - Includes 4 roof windows (2 automatic openers & 2 spindle) and 1 top-hang side window. 10'2" W x 15' L x 9' H, 150 sq. feet (#VI34 Retro)

Retro VI 46 Includes 6 roof windows (4 automatic openers & 2 spindle) and 2 top-hang side windows. 10'2" W x 19'11" L x 9' H, 250 sq. ft (#VI46 Retro)

Royal Victorian Orangerie Greenhouses

The Orangerie T-shaped floorplan gives it a grand entrance point and more square footage to enjoy. Two designs to choose from, each with 6'7" sidewalls, 3 roof windows with automatic openers, 2 louvre vents with auto openers and Lexan covers for cold weather. 12'10" D x 15'6" L/W x 9' H, 185 sq. feet (larger sizes can be ordered)

Royal Victorian Orangerie - Dark green is standard, but other colors and sizes may be ordered. Customize the size by adding sections to any wing of the greenhouse. Comes with double sliding doors. (#Royal Orangerie)

Optional Accessory kit for Orangerie Greenhouses includes 1 narrow top shelf (10' L x 4" W), 1 seed-tray shelf (10' L x 20" W x 4" D) in matching color, and a 5-piece shade curtain & misting system. (#R Orangerie Acc)



Royal Victorian Orangerie

White Royal Antique Orangerie Greenhouse



Royal Antique Orangerie



Similar to the Royal Victorian Orangerie, but with narrow glass panes and double turning doors for a 60" wide entrance. The Antique Orangerie is designed to sit on a 26" high stem provided by the customer. 12'10" D x 15'6" L/W x 9' H at peak with 6'7" side walls when placed on stem wall. Special order only, larger sizes are available. (#Antique Orangerie)

Royal Victorian Greenhouses

Our standard Royal Victorian Greenhouses feature a rectangular floorplan and are now available in black as well as dark green. Choose a glazing of either 4mm tempered safety glass or 10mm twin-wall polycarbonate for improved insulation and light diffusion. Features for all models include sliding door(s) which can be placed on any wall, 6'7" sidewalls, a louvre window with automatic opener and Lexan cover for cold weather, roof windows with automatic or manual spindle opener(s), large bottom frame, gutters with downspouts and a misting system. Customizable features include additional or double sliding/turning doors, placing on a stem wall to increase height, additional roof/louvered windows, shadecloth, shelves, seedtrays, or custom colors. Please see pricelist for details.



Now available in black and/or polycarbonate

Available in 4mm tempered glass or 10mm twin-wall polycarbonate in a variety of sizes:

VI23

VI23 - Glass or Polycarbonate - Includes 2 roof windows (1 automatic and 1 spindle opener) and 1 sliding door. 7'9" W x 10'2" L x 8'6" H, 79 sq. feet. We regularly stock the following: Green with Glass (#VI23 Green), Green with Poly (#VI 23P), or Black with Glass(#VI23 Black) or **Optional Accessory Kit for VI 23:** 1 narrow top shelf (10' L x 4" W), 1 seed-tray shelf (10' L x 20" W x 4" D), full-length Shade Curtain (1 piece) (#PP3L)

VI34

VI34 - Glass or Polycarbonate - Includes 3 roof windows (2 automatic and 1 spindle openers) and 1 sliding door. 10'2" W x 15' L x 9' H, 150 sq. feet. We regularly stock the following: Green with Glass (#VI 34), Green with poly (#VI 34 Poly), Black with Glass (#VI 34 Black), and Black with Poly (#VI 34 Poly Black). **Optional Accessory Kit for VI 34:** 1 narrow top shelf (15' L x 4" W), 1 seed-tray shelf (15' L x 20" W x 4" D), Shade Curtains (3 pcs) (#PP4L)

VI36

VI36 - Glass or Polycarbonate - Includes 4 roof windows (2 automatic and 2 spindle openers) and 2 sliding doors to place separately or create double door opening. 10'2" W x 19'11" L x 9' H, 200 sq. feet. We regularly stock the following: Green with Glass (#VI 36), Green with poly (#VI 36 Poly), Black with Glass (#VI 36 Black), Black with Poly (#VI 36 Poly Black) **Optional Accessory Kit for VI 36:** 1 narrow top shelf (19'7" L x 4" W), 1 seed-tray shelf (19'7" L x 20" W x 4" D), and Shade Curtains (2 pcs) (#PP36L)

VI46

VI46 - Glass or Polycarbonate - Includes 6 roof windows (4 automatic and 2 spindle openers) and 2 sliding doors to place separately or create double door opening. 12'7" W x 19'11" L x 9'2" H, 250 sq. feet. We regularly stock the following: Green with Glass (#VI 46), Green with poly (#VI 46 Poly) **Optional Accessory Kit for VI 46:** 1 narrow top shelf (19'7" L x 4" W), 1 seed-tray shelf (19'7" L x 20" W x 4" D), and Shade Curtains (2 piece) (#PP5L)

Why Choose a Janssens Victorian Greenhouse?

- Classic English Victorian style
- Each pane of glazing is an elegant full length sheet rather than overlapping panels
- High quality 4mm thick tempered glass is tougher, stronger, and clearer
- 10 mm Twin-wall polycarbonate has a tough UV coated surface to be weather-resistant and provide insulation and diffused light
- Glazing is held in place by substantial rubber seals for better insulation
- Aluminum profiles are more substantial than competitors' profiles in this price range
- Doors of the Royal Victorian can be placed in any vertical location (front/back/sides)
- Available accessories include: shelving, hooks, misting system, seed trays, paraffin automatic window openers, shade cloths and more
- Customizable: Add doors/windows, upgrade to hinged doors, place it on a stem wall, order a larger size or custom color and more



VI 36 Glass in green



Special order VI Glass in green



VI 23 Poly in green



VI 34 Poly in black



VI 34 glass in black as sitting room



Special order VI poly with green



Royal Orangerie Glass in green on a stem wall



VI 46 Glass in green on a stem wall with door drop kit

"I've purchased two greenhouses in the past two years from Exaco, the VI-23 and the VI-36. They're both great. Exaco's service is outstanding, and the products are engineered to be built in just a few days. I've built two myself - alone! The video instructions make the construction easy and fast. My bonsai and orchids are happy in their new home. - Harris, greenhouse owner

Janssens Junior Victorian Greenhouses



Junior Victorians have the same heavy-duty profiles as Royal Victorians, but with a black powder coat finish and shorter 5'2" sidewalls. The petite design makes a good fit for smaller urban yards. The single sliding door is always located on a gable end. Includes 4mm tempered safety glass, gutters with downspouts, the signature Victorian roof decoration, and a large bottom frame.

Junior Victorian Greenhouse J-VIC 24 - Includes 2 roof windows with automatic openers (#J-VIC 24).
7'8" W x 12'6" L x 8'2" H, 96 sq. feet



Junior Orangerie Greenhouse (J-ORA) - Unique T-shaped floorplan with 2 roof windows with automatic openers and one sliding door.
10'3" D x 13' L x 8'2" H, 116 sq. feet

Optional Junior Orangerie Accessory Kit - 1 seed-tray shelf (along side wall) -7'6" L x 20" W x 4" D and 5-piece shade curtains



Additional Accessories for Victorian Greenhouses

Most of our Victorian Greenhouses have optional bundled accessory kits which include shade curtains and a shelf/shelves. These are listed as optional kits with the greenhouses, but each component may also be ordered separately.

Other optional accessories for the Royal Victorians include additional roof vents, louvered windows, window openers, and additional sliding or turning doors which may be arranged for a double door opening. Many of the Juliana and Riga accessories can be used with the Victorian greenhouses as well.

See the previous page for information on placing your Royal Victorian greenhouse on a stem wall by using a "door-drop" kit and upgrading to turning doors.

Victorian Greenhouse Slat Shelving

In addition to the narrow top shelf and seedtray shelves that are available in the bundled accessory kits, we now have sectional slatted shelving for flexibility and cost-effectiveness. They fit in ALL our Victorian greenhouses and are available in green or black. These can be shipped via UPS or FedEx.

Green Victorian 2-Slat Shelving - 9" W x 59" long (#TAB2G)

Green Victorian 5-Slat Shelving - 21" W x 59" long (#TAB5G)

Black Victorian 2-Slat Shelving - 9" W x 59" long (#TAB2B)

Black Victorian 5-Slat Shelving - 21" W x 59" long (#TAB5B)



Universal Greenhouse Accessories from Juliana of Denmark

A very nice assortment of accessories that will work with any greenhouse profile with a channel - including our Victorian and Riga greenhouses.




Narrow Watering Shelf - 2" high walls. Watertight design to allow under-watering plants by pouring water into the shelf. 6.7" W, x 2" H, available in two lengths.
Medium - 56" long (#FO 4570)
Long - 84" long (#FO 4571)



Flexible Plant Spirals for Vertical Growth - Hang from the greenhouse rafters for tomatoes, beans etc. Expands up to 6' tall - set of 3. Hook/Wire not included. (#FO 4905)



Black Accessory Hooks - Nice hooks for universal use to hang anything on your side walls: set of 8. (#FO 4845)



Round Solar Light - Very attractive design for inside a greenhouse or pavilion - used more as atmosphere lighting. (#FO 4841)



Seed-Tray Shelf with Drawer - Shelf bottom is polycarbonate & aluminum sheet for added strength. The drawer is great to store small items. 20.5" W x 3.75" H (3.5" deep), available in two lengths.
Medium - 56" Long, spans 2 glazing sections (#FO 4580)
Large - 84" Long, spans 3 glazing sections (#FO 4581)



Hanging Shelf - Suspended by handsome leather straps which hang from a rod on adjustable hooks. Watertight design to allow under-watering plants by pouring water into the shelf. 6" W x 2" H, available in two lengths.
Small - 14" long (#FO 4572)
Medium - 30" long (#FO 4573)



Square Rain Barrel - An elegant small rain barrel to place next to a fine greenhouse - works with any greenhouse with a gutter system. Galvanized Steel. Capacity: 100 liters/27 gal. Size: 18" x 18" x 50" H (#FO 4561)



Pot/Tool Holder Loop - Can hold a pot, tools, stakes, a plastic bag as a storage container, and more! Very practical for a greenhouse or pavilion. 5 1/2" D. Set of 4. (#FO 4842)

ARCUS Greenhouse

The Arcus greenhouse is the newest innovation from Hoklartherm, the German engineers of the Riga greenhouse. It's designed for maximum flexibility for seasonal growing needs. Each curved side panel can slide up to create a 6-foot tall opening. Your plants can stay in place with no need to move them in and out of the greenhouse. Start your seedlings in the greenhouse and open the sides when they are ready for direct sunlight and outdoor weather. On cold evenings, pull the sides down to protect from freezing.

The Arcus is the optimal ventilating greenhouse -- no add-on ventilation system needed. The extra-wide sliding side panels allow full, 6-foot openings on one half of the greenhouse. Or you can open all six curves halfway for fabulous cross breezes. In very sunny climates, the polycarbonate roof diffuses the direct summer sun to protect your plants from scorching.



This amazing greenhouse has superior strength and insulation with 6-mm, twin-wall polycarbonate inside walls and 10-mm twin-wall polycarbonate in the front and back gables. The curved roof panels are much stronger than straight panels: hail bounces off it, wind blows over it and snow slides off it. The central, front-to-back square roof support provides additional strength and stability. The Arcus even includes a 6-in. high, integrated "I-beam" foundation system designed to be buried to be anchored with no concrete work necessary. But if you prefer, you may attach its strong base frame to a deck or slab with your own proper anchoring concrete or deck screws.

Other great features include:

- Wide door opening (37" W x 80" H) is ADA compliant
- Split door allows even more ventilation options
- Suspend hanging plants or growing wire from 4 eye-hook bolts (included) or from the central roof support bar

Two sizes are available:

ARCUS 3 (3 sections long) is 10'4" W x 10'2" L x 7'8" H including the 6" base, which may be buried for anchoring the greenhouse. 105 square feet. (#ARCUS 3)

ARCUS 4 (4 sections long) is 10'4" W x 13'5" L x 7'8" H including the 6" base, which may be buried for anchoring the greenhouse. 139 square feet. (#ARCUS 4)



Riga XL Professional Greenhouses

German engineering has created an amazingly rugged and heavy-duty grower's greenhouse. The Riga XL unique shape stands up to extreme wind and snow loads, while the 16mm triple wall polycarbonate offers superior insulation for year round growing. Large roof window vents (37.5" wide x 39.5" high) provide good ventilation. Two locking split barn-style doors (37.5" wide x 74" high) provide access as well as ventilation at the front and rear of the greenhouse. The Riga XL may be anchored to a concrete perimeter wall or slab, raised on a stem wall with a drop door kit, or may also be anchored directly in the ground with a foundation frame (no concrete needed!). Additional accessories are available including shelves, benches, hooks, fans, vents, heaters, grow lights and more - see our pricelist for details.



Riga XL 8



Riga XL 6 mounted to wood deck

The Riga XL is available in a variety of sizes - each model number adds an additional section of polycarbonate in length.

Riga XL 5 - 4 roof windows with automatic openers
14' w x 16'5" L x 9'10" H, 231 sq.ft. (#Riga XL5)
Optional Foundation Frame (#RIGA XL 5 Base)

Riga XL 6 - 4 roof windows with automatic openers
14' w x 19'10" L x 9'10" H, 280 sq.ft. (#Riga XL6)
Optional Foundation Frame (#RIGA XL 6 Base)

Riga XL 7 - 4 roof windows with automatic openers
14' w x 23' L x 9'10" H, 322 sq.ft. (#Riga XL7)
Optional Foundation Frame (#RIGA XL 7 Base)

Riga XL 8 - 6 roof windows with automatic openers
14' w x 26'3" L x 9'10" H, 368 sq.ft. (#Riga XL8)
Optional Foundation Frame (#RIGA XL 8 Base)

Riga XL 9 - 6 roof windows with automatic openers
14' w x 29'6" L x 9'10" H, 413 sq.ft. (#Riga XL9)
Optional Foundation Frame (#RIGA XL 8 Base)

Riga XL Accessories



Riga XL Pro Kit: RIGA XL Pro Kit - Add to any RIGA XL for a "complete" starter kit: 1) RIGA 4 Top & Table Shelf; 2) 3 sets of professional LED grow lights (46" L); 3) 24" in-take shutter vent; 4) 20" exhaust fan; 5) thermostat to control vent & fan; 6) 17,500 BTU 220 V heater; 7) 5 heavy duty seed trays; 8) 10 stainless steel hooks; 9) 10 heavy duty plastic "hooks". Also includes: Facilitation Kit (#RIGA XL Pro Kit 2018)



Riga XL Door Drop Kit - to raise greenhouse 20" when set on stem wall. Door opening in wall should be 40" wide. Fits all Riga XL models - includes extensions for 2 doors. (#RIGA XL Door Ext)

RIGA XL Assembly Facilitation Kit - includes: 25' metric tape measure, 10mm socket wrench, 10 mm open wrench, 2 20' J-hook ratchet straps, window restraint cables, 2 tubes Boss 399 silicone caulk, and permanent marker (#RIGA Help Kit)

(See the Riga Accessories on page 14 for more)



Riga XL 6 in Canada

Germany: Riga & Riga XL Greenhouses

Q: Why choose a Riga Greenhouse?

- German engineering combines with superior materials to produce a commercial quality greenhouse for year-round growing
- Extra-wide 8-10mm twin wall (Riga) and 16mm triple wall (XL) polycarbonate glazing for advanced insulation & strength
- Exceptional wind & snow resistance due to the unique shape
- Do-It-Yourself assembly with US-based customer support 7 days/week
- Oversized roof windows w/ automatic openers and a large Dutch-style door(s) with keyed lock
- Flexible installation and anchoring options allow customization to your needs
- Optional accessories include: shelves, hooks, foundation, misting system, heater, exhaust fan/intake vent, drop door kit for stem wall installation, pro LED grow lights and more.



Cool weather greens growing happily inside a snow-covered Riga XL



Riga XL 9 with drop door kit on a stem wall



Riga XL 8



Q: How do the automatic window openers work?

A: The automatic opener is powered by a piston filled with paraffin oil. As temperature creeps above 72 degrees, the paraffin begins to expand and pushes out the piston rod - causing the window to open. No electricity needed!

"Winters in Maine are long and cold. Some lucky people get to be snowbirds and fly south to find warmth and lush green plants. But for the rest of us... it can be rough. My RigaXL has been my salvation. It is my sanctuary from the Wintertime Blues as well as the source of superb salads, tomatoes, peppers and herbs right up until it's time to get seedlings started in Spring. A series of severe storms that crushed neighbors' greenhouses over the past several years did not affect it at all. I am 110% satisfied with it - the only problem is that now I want another one!!"
- Miriam, Riga XL 6 owner

Riga Greenhouses

Available in two widths, Riga hobby greenhouses have superior support and insulation with 8mm twin-wall polycarbonate glazing in the side walls and 10mm twin-wall polycarbonate on the gable ends. One split barn style door (30" wide x 79" high) with lock and one large rear window provide ventilation along with large roof window(s). The unique shape allows snow to slide off and wind to blow over, making it suitable for a wide variety of climates and weather. Each subsequent model number represents an additional section of polycarbonate panel.



Riga 5 with drop door on a stem wall



Riga 3s

Riga S Series (7'8" width)

- Riga 2s - 1 roof window with auto opener
7'8" w x 7' long x 7'1" high, 54 sq ft (#RIGA II)s
- Riga 3s - 1 roof window with auto opener
7'8" w x 10'6" long x 7'1" high, 81 sq ft (#RIGA III)s
- Riga 4s - 2 roof windows with auto openers
7'8" w x 14' long x 7'1" high, 108 sq ft (#RIGA IV)s



Riga 5 in Alaska



Riga 4 anchored with foundation frame

Riga Series (9'8" width)

- Riga 3 - 1 roof window with automatic opener
9'8" w x 10'6" long x 7'7" high, 102 sq ft (#RIGA III)
- Riga 4 - 2 roof windows with automatic opener
9'8" w x 14' long x 7'7" high, 135 sq ft (#RIGA IV)
- Riga 5 - 2 roof windows with automatic opener
9'8" w x 17'6" long x 7'7" high, 165 sq ft (#RIGA V)



Produce grown in a Riga 3s



Riga 4 with drop door kit on a stem wall

Riga & Universal Greenhouse Accessories



RIGA Roof Window Wind Restraint System (#RIGA Wind 1) - Two 15" stainless steel cables with nuts & bolts per 1 roof window to protect the auto opener from wind damage. Use with RIGA and Victorian Greenhouses.



Additional Roof Window - Auto opener not included. Available for Riga/S (#RIGA Roof Window) or Riga XL (#RIGA XL Roof Window)

RIGA Automatic Opener (#RIGA Auto Opener) Quick release arm allows the opener to be disconnected in adverse weather conditions. Paraffin oil in piston expands starting at 72°F. **Replacement Piston (#RIGA Piston)** for Automatic Window Opener



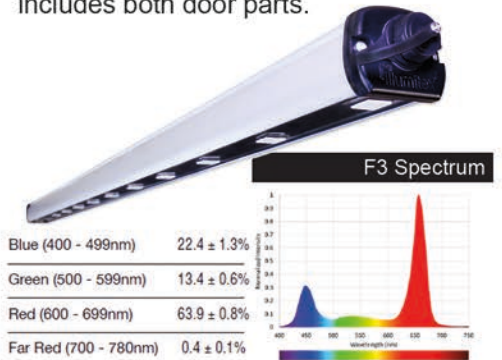
Door Drop Kit to raise greenhouse 20" (on stem wall). Wall opening should be 33' wide for RigaS (#Riga Door Ext "S") and Riga (#Riga door Ext). Riga XL opening is 41" (#Riga XL Door Ext) and includes both door parts.



Misting System (#VI BER): Included with Royal Victorians, but can be added to other greenhouses - up to 14 feet long. Fits a 20' greenhouse: has 5 misters and can easily be cut shorter. If shipped by itself, we cut in half and add a connector, so that it can ship with UPS/FedEx.



Adjustable Metal Hooks (set of 5) (#RIGA Metal Hooks) - Stainless Steel. T bolt head easily installs in profile channels to hang plants, lights etc. **Stainless T-Head Bolts** - 20 bolts/nuts to insert into profile channels Extra standard stainless bolts/nuts available.



Illuminex Eclipse Gen2 N LED Grow Lights will give your greenhouse plants a boost - for flowers, vegetables & more!

Especially beneficial during short winter days to provide more hours of light to your plants.

- ▶ The Eclipse Gen2 N for the F3 Spectrum produces up to 104 PPF (photosynthetic photon flux) with unsurpassed light uniformity.
- ▶ Designed to be installed at 12" - 36" above the plant canopy
- ▶ Ideal for vertical farming, cannabis and hobby growing
- ▶ This spectrum produces the fastest germination with the best vegetative & flowering results of all spectra options.
- ▶ This slim 4 foot long water-proof design is damp-rated and dust-resistant. The Eclipse Gen2 can be daisy-chained together in runs of up to 15 fixtures.




Wheelbarrow Access Plate (#VI RIJ) for greenhouses. Made from heavy duty aluminum. 19.5" W x 21" L (each side) x 1.75" H in the middle.



Sash-Lock (#Sash-lock) - Often used to shut top door or lockdown roof windows during storms.



Heavy Duty Seed Trays (#RIGA Shelf Planter Boxes) 24" x 16" x 3.5"D



Plastic Hooks (#RIGA Plastic Hooks) (for growing wire/rope - 10). Easily installs in profile channels allowing growing wire or rope for vining plants.


Cold Frames



BioStar 1000 Premium Cold-Frame (#Biostar 1000)- 8 mm twin-wall polycarbonate with screen option to protect against bugs, flies or heavy rain during summer. 8 mm makes it twice as insulated as other cold-frames. 5-year warranty. 40" L x 30" D x 17.5"/20.5" H



Easy-Fix Double Cold-Frame (#CF120/100) - 4 mm twin-wall polycarbonate to start your garden early. Lid on each side. Easy to assemble. 2-year warranty. Size: 48" L x 40" D x 12"/16" H.



BioStar 1500 Premium Cold-Frame (#Biostar 1500)- 8mm twin-wall polycarbonate makes it twice as insulated as other cold-frames. Includes 1 quick release automatic window opener (paraffin filled). 5-year warranty. 59"L x 32"D x 16"/20" H



Year-Round Cold-Frame (#Year-Round) - Great for cold or warm weather - hassle free. In summer, the 4mm twin-wall polycarbonate cover slides out to reveal a screen to protect from bugs, wind, & hail (screen comes assembled). 2-year warranty. 50" L x 23" D x 12" & 16" H

new!

Timber Raised Bed - Customizes to Your Needs!



Combining a modern high-quality wood look with weather resistance and durability, this raised bed is made of environmentally friendly plastic. It is BPA free, heavy-metal free and 100% recyclable. The injection molded bricks easily join together to form a stable raised bed. Unlike wood, there is no painting, splintering or rotting. Combine sets to create the size and height that works for you. The double-high set includes a free lightweight/light-duty cold cover to be removed in the summer. The Year-Round Cold Frame easily attaches to the top for added protection (sold as separately or a kit).



Dark Brown Single High Bed



Double High Raised Bed w/ Free Light Duty Covers attached



Single + Double Raised Bed Combination

Timber Double High Raised Bed w/ All Year Cold Frame in Gray (#TRB-AYCF-G) or Dark Brown (#TRB-AYYCF-B) 51" L x 24" W x 32" H

Timber Double High Raised Bed (w/ free light duty cover) in Gray (#TRB-20474) or Dark Brown (#TRB-20844) 51" L x 24" W x 16" H (cover adds 4.5")

Timber Single/Extension Raised Bed in Gray (#TRB-20476) or Dark Brown (#RTB-20846) 51"L x 24"W x 8"H

Modern Modular Raised Bed System - Extend the height or length!



Basic set (#645100) consists of six 21.5" L x 10" H panels. Combine sets to raise the height. The extension set (#645101) lengthens the basic set by 21.5". Beautiful and sturdy wooden-textured components are UV and moisture-resistant - no sealing or painting needed! Made in Germany from recycled plastic. Comes with 5-year warranty.




BPA-Free Compost Bins



Aerobin 400 Insulated Composter - Patented aeration lung system makes it quick and easy - no turning required! Just drop kitchen and yard waste at the top and later remove through the bottom access doors. Insulated walls and lid to support year round aerobic composting. Collect leachate at the bottom to dilute for compost tea. The very best consumer composter on the market today! 29" W x 29" D x 47" H. (#Aerobin 400)



- 1. Mr.Spin® Compost Tumbler:** 160 liters/43 gal. Two compartments keeps fresh organic waste from older matter - separation makes better compost. This popular tumbler is easy to use and well-suited for small yards. Simply turn and waste is mixed easily. Green access doors and metal stand. 22.8" L x 22.4" W x 37" H. From China. (#Mr. Spin)
- 2. Aeroplus 6000 - 3-stage composter.** A heavy-duty, easy-to-operate three stage composter. Simply turn the crank handle and the waste drops from the 2nd to the 3rd chambers, in the process both chambers get mixed. The top chamber is relatively airtight designed to keep flies out. From Juwel in Austria. Capacity: 140 gals. Size: 31" x 31" x 43" H. (#Aeroplus 6000)
- 3. AeroQuick Composter** - Made from 5mm thick heavy-duty BPA-free plastic to last 10 to 15 years. They are 50-100% thicker than similar composters - strong enough to stand on! Comes with locking lid and two bottom access doors to remove compost. Open bottom. Available in 2 sizes. From Juwel of Austria. AeroQuick 187 gal. (#AQ 187) - 37" x 37" x 43" H *Includes soil grid* AeroQuick 77 gal. - (#AQ 77) - 28.4" x 28.4" x 31.5"H
- 4. ECO-Master Composter** - Basic composter in black, side walls snap together, large top lid, 2 doors at the bottom. Open bottom. Made from 100% recycled PP, 2.1 mm thick walls. From Graf in Germany. Available in two sizes. Eco-Master 300 (#628000) - 80 gal black, 24" x 24" x 35.5" H. Eco-Master 450 (#628001) - 120 gal black: 27" x 27" x 40" H.
- 5. ECO-King Composter** - Basic composter in green, a step up from the Eco Master, side walls snap together, large double lid, two latching access doors at the bottom. Open bottom. Made from 100% recycled PP, 2.3 mm thick walls. Size: 28" x 28" x 33" H. From Graf in Germany. ECO-King 400 (#627003) - liters/110 gal green, 28" x 28" x 33" H; ECO-King 600 (#627001) - liters/160 gal green, 31.5" x 31.5" x 37.5"H
- 6. Thermo King 900** - 240 gal giant composter. Made with Thermelon with air pockets for better insulation and 4.2 mm thick PP plastic (mostly recycled material). The Thermo King is stronger and more durable than standard composters. Side walls hook together. Very large top loading door and two large doors for easy compost removal. Size: 40" x 40" x 40" - 240 gal. From Graf in Germany. (#ThermoKing 900)
- 7. Thermo Star 1000** - 267 gal Jumbo Composter. Made with a new Thermelon with air pockets for better insulation and 4.5 mm thick PP plastic (mostly recycled material). This is a step above the Thermo King - the six side walls are held together by thick rods. Has a top-loading door and any bottom wall section can be opened for easy compost removal. Size: 50" x 50" x 41" H - 267 gal. From Graf in Germany. (#Thermo Star 1000)




Q: Why do many of your composters have an open bottom?

A: Microorganisms help digest your compost and make it richer. An open bottom allows the compost to have contact with the ground so these beneficial microorganisms can assist you in composting. A soil fence accessory is available to prevent tunneling rodents from reaching your compost.

Composting Accessories

- 1. Graf Soil Fence** - Works under any open bottom compost bin with a footprint less than 38" x 38". Useful to prevent tunneling rodents, but beneficial microorganisms and worms can still reach compost. (#Soil Fence)
- 2. ECO Metal Composting Tool** - Well-made steel tool to last a lifetime. Simply push in and pull up. Turning a compost pile/bin significant reduces compost process time. 37" H x 9" W (#ECO Spyro)
- 3. ECO Plastic Composting Tool** - Turn to reduce compost time. Size: 30.5" H x 4" W. (#E-CO3000)
- 4. EM 1 Compost Activator** - Liquid concentrate of broad spectrum bacteria quickly and effectively converts organic material into humus. It works well in low oxygen and anaerobic environments. Inactive ingredients: 96% water, 3% molasses. 1% active microorganisms. Certified organic liquid. Made in USA. Size: 1 quart (#EM 1)



Indoor Composters and Collectors



URBAN Composter - a bokashi-style composting/fermenting system perfect for urban dwellings with little yard waste. All types of food scraps are accepted (including meat, fish, vegetables/fruit, dairy, coffee, etc). A tight lid means no flies/odors. Collect liquid fertilizer from the spigot. Use with URBAN Compost Accelerator spray. 2 sizes available in black, red, green or purple.

Small URBAN Composter - 2.1 gal capacity: 10" D x 10.5" H
Large URBAN Composter - 4.0 gal capacity: 12" D x 10.6" H

URBAN Compost Accelerator breaks down and ferments organic waste, which means no nasty odors during fermentation. It is 100% organic and environmentally-friendly. Spray bottle is easy to store and refill. Use with an URBAN composter.

URBAN Composter Accelerator - 17 fl.oz. Spray Bottle
URBAN Composter Accelerator REFILL - 34 fl. oz refill bottle



5. 2-N-1 Kitchen Compost Bucket - Perfect size to sit on the kitchen counter. Lift-off lid comes with clear rubber gasket to limit odors. Use handle on inner plastic bucket to carry scraps to your composter. Available in 5 colors: White (#CPBW01), Oatmeal (#CPBS01), Soft Green (#CPBG01), Matte Silver (#CPBS04) or Stainless Steel (#CPBS03) Size: 10" W x 7.5" D x 10" H, 1 gallon capacity.



6. ECO 2000 Kitchen Compost Pail - Our #1 item! Hinged lid with replaceable carbon filter. Place on counter or hang with 2 screws/hooks (not incl.) inside a cabinet. Made in Canada. 2.4 gal., 8.5" x 9" x 11"H. (#ECO2000)

7. ECO 2500 Replacement Filters for ECO 2000 - Replace every three months. (#ECO 2500)



8. Compostable BioBags - Use to collect kitchen scraps, then drop in an outdoor compost bin. BPI-Certified Compostable for city compost collection programs. 2.7 gallon size fits Mr ECO, ECO 2000 & 2-N-1 buckets. (#BioBag 50)



For more information and images, please visit www.exaco.com

What makes GRAF rain barrels **better?**

- ▶ Water quality - the closed top and multi-layer construction protects your rainwater from sunlight exposure so there is no water degradation or algae growth.
- ▶ UV stable, they are made from the highest grade of BPA-free plastic.
- ▶ All tanks include a spigot at a perfect height for a watering can.
- ▶ Included Universal Downspout Connection Kit (rectangular) makes installation easy.
- ▶ Weather resistant and winter proof - leave tap open in freezing weather.
- ▶ Closed system to keep out mosquitoes.
- ▶ Made in Germany and come with a manufacturer's warranty (3 or 5 years).

A. Top Tank - Consumer-friendly, commercial-quality rain barrel made from industrial strength BPA-free plastic for above ground use. Easy to manage with two nesting halves which seal tightly together. Includes brass tap, downspout connection kit, and 3-year warranty. Available in singles or multiples on one pallet. **(#323001)** - 345 gallons, 46.5" D x 61.5" H, 66 lbs

B. Venetia Rain Barrel - Looks like terracotta, made from the highest grade HD-PE (BPA free). Includes small top access panel, brass spigot, connection kit and 3 year warranty.
Small **(#211701 Venetia S)** - 80 gallons, 27" D x 51" H
Large **(#211702 Venetia L)** - 133 gallons, 31" D x 59" H

C. VINO Rain Barrel - Removable lid locks in place, turn counter-clockwise to remove (child-proof). Includes plastic high density fast-flow spigot, connection kit and 3 year warranty. Drain hole w/plug near bottom of the tank. Two sizes available.
Small **(#VINO S 295630)** - 67 gallon, 25"D x 37"H
Large **(#VINO L 295631)** - 110 gallon, 30"D x 42"H

D. Slatted Rain Barrel - Looks like wood, made from the highest grade plastic LLD-PE (BPA free). Brass spigot, connection kit, and drain hole w/plug on the side near the bottom. 5-year warranty.
(#212200 Wood) 92 gallons, 49" W x 16" D x 40" H

E. Brick Wall Rain Barrel - Looks like bricks, made from the highest grade plastic LLD-PE (BPA free). Includes brass spigot, connection kit and drain hole w/plug on bottom corner. 5-year warranty.
(#326130 Stone) 105 gallons, 49" W x 16" D x 40" H

F. Universal Rain Barrel Downspout Connection Kit - Included with all our rain barrels. May be used with any rain barrel and includes all parts needed to install a connection from a downspout to a rain barrel. Rubber collector inserts into standard downspout and collects the water along the outer edges, allowing larger articles to pass by. When the barrel is full, overflow will continue down your existing downspout. Includes diverter shut off, 16" connection hose, and a drill bit for the downspout/barrel. Made in Germany - available for rectangular or circular downspouts.
Rectangular (#503071 REC) - for standard RECTANGULAR downspouts (3"x4" or 4"x5")
Circular (#503073 Round) - for standard ROUND downspouts (4" to 5" D)

G. Universal Rain Barrel Water Removal Kit: Great to drain water out of any rain barrel for cleaning or to prevent heavy frost damage. Also useful as a water level gauge by attaching it vertically to side of tank. 85" long hose includes closeable tap. **(#220015 Universal)**



The Cacti Pot

Succulents - Herbs - Cut Flowers

This handsome high-gloss ceramic planter has multiple openings and works great for succulents, small cacti, herbs and other small plants. This modern pot is the perfect size to create a small garden for a centerpiece or side table - and it looks great indoors or out. A removable drain plug is included as well as protective foot pads. A great gift for gardeners and apartment dwellers - there is a color to fit every decor: white (#Cacti-W), anthracite gray (#Cacti-G), red (#Cacti-R) or turquoise (#Cacti-T). Mix and match plants to personalize it. 8" D x 10" H



Calypso Trellis Planter from Germany

Calypso Planter with Trellis - This unique planter has a built-in 2.5 gallon water reservoir with double bottom for self-watering. The water level indicator lets you know when to water! Includes 4 wheels, 2 lock to keep the planter in place. Trellis provides privacy and growing support. May be used outdoors or indoors (does not leak). Assembled size: 31"W x 13.5" D x 53" H. Made in Germany. Available in Green (#1.416Green), White (#1.416) or Anthracite Grey (#1.420Grey).





Planters from Elho of Holland



Potato Pot - Potato-growing pot with access holes nested inside a planter. This unique design allows for easy removal of grown potatoes from the side with less disturbance of the "ball" and root system of the plant. This method provides for a longer production season.

Size: 12 3/4" D x 10" H (#PotatoPot)



Bridge Planter with Cover - A mini-greenhouse planter designed for narrow railings/fences up to 2.5" wide. The clear 7" high heavy-duty cover has two adjustable air vents and locks on to the planter so it can't blow away. This is a great way to start seeds early in cold weather or small outdoor spaces and balconies. 21.7" L x 11.4" W x 8.9" H (without cover), 4.2 gal. capacity. Available in 3 colors: White (#BPC-Beige), Light Terracotta (#BPC-Terra), and Black (#BPC-Black)



Oval Corsica Flower Bridge Planters - Designed to fit standard railings up to 2.75" wide: balconies, picket fences, chain-link fences, old fashioned rod-iron railings, etc. Includes 2 adjustable spacers at the bottom to stabilize the planter. Size: 23" L x 12" W x 10" H. Available in: White (#Oval White), Terracotta (#Oval Terra), Caramel/Taupe (#Oval Taupe), and Anthracite (#Oval Anthracite).



Euro Hanging Planters (SET OF 2) - Innovative, modern design comes with adjustable cord and hook to customize height from 19.5" to 39". Holds up to 4.4 lbs or 1.5 quarts. Available in: Anthracite (#Euro Anthracite), White (#Euro White), Moss Green (#Euro Moss Green), Sky Blue (#Euro Blue), and Blush (#Euro Blush).



Endura Clay Outdoor Items

Fiber Clay Outdoor Furniture - Fiber Clay is designed to look like classic concrete, but it is durable and lightweight enough to allow easy handling.

Round Fiber Clay Table in Charcoal Gray - Pairs perfectly with charcoal gray matching bench! Pedestal and table top are threaded to screw firmly together. Pedestal can be filled with sand for added stability. 32" D x 29" H (#FM-810)

Endura Clay Bench - Gently curved edge creates a welcoming resting spot. Comes in three pieces, legs will bolt to the seat. Tested to hold up to 350 lbs. 41" L x 15" D x 17" H.

Available in two colors:
Charcoal Gray (#FM-0800G)
Sandstone (#FM0805)



Fiber Clay Birdbaths - Lightweight, attractive, and very durable. High gloss basin with textured pedestal. Made from 70% clay. Three pieces push together. Size: 20" D x 20" H, Basin is 2 5/8" deep.



A. Florentine Marbled Birdbath Blue/Black (#FM-0203B)

B. Florentine Marbled Birdbath Green (#FM-0203G)

C. Scroll Vine Marbled Birdbath Red (#FM-0082)

D. New! Two Shade Green Birdbath (#FM-2470G)

E. New! Two Shade Blue Birdbath (#FM-2475B)

D. **Imperial Urn in Washed Finish in Gray** - Small urn planter. Attractive and lightweight - easier to move plants to safety during winter freezes. 4-pieces push securely together. Size: 11.3"D x 13.7"H (#FM-013)

E. **Modena Urn Washed Finish in Dark Gray/Black** - Attractive detailing and a nice washed finish make an elegant statement. Comes in 2-pieces which screw firmly together. Size: 16" D x 18" H (#FM-012)

F. **Modena Urn Washed Finish in Sandstone** - Relief detailing on planter and base is accented by the washed finish. Lightweight and durable. 2-pieces screw together. Size: 16" D x 18" H (#FM-0071)



Q: What is Endura Clay?

A: Endura Clay is an injection molded fiber clay. It is made from 70% finely pulverized clay/earth, 25% recycled polyester resin, and 5% non-toxic organic binders. Endura clay is used to create attractive and detailed pieces that are durable and lightweight. Looks great and much easier to move your plants to safety during winter freezes. Endura Clay is safe outdoors to -10° F.

Clothes Dryers from Jewel of Austria

Jewel, winner of multiple Red Dot Design Awards, presents innovative and easy-to-use clotheslines for indoor and outdoor use. Jewel makes it simple to dry delicates, comforters, and other laundry naturally. Anodized aluminum makes the dryers easily-portable, but also very strong, durable and corrosion-resistant. The compact form and versatility make them ideal for small spaces and urban living.



Evolution 600 Lift Rotary Clothes Dryer

Our highest quality clothes dryer with adjustable height! 167 feet of line hold up to 3-4 washing machine loads. The clothesline opens and folds up with easy one-hand lever assisted by a gas powered pump. The cover even retracts automatically during opening to keep lines clean between uses. The height adjusts to 6 different levels between 5'3" and 5'11". Comes with ground socket for simple installation. 5-year warranty (excludes cover) (#Evolution 600)



Novaplus 500 Rotary Clothesline

High-quality clothesline with 140 feet of line to hold up to 2-3 laundry loads. The Novaplus opens and folds up easily with a one-hand lever. The cover retracts automatically during opening to keep lines clean between uses. Comes with ground socket for simple installation and 5 year warranty (excludes cover). Open: 76" x 76" x 80" H. (#Novaplus Easy 500)



Novaplus Replacement Cover - Easy to Install! (#NovaPlus Cover)

Universal Ground Socket Holds most umbrellas and/or rotary clotheslines, volleyball nets, etc. Great for beach umbrellas. Adjustable rings allow for perfect diameter fit. Comes with aluminum "handle" to drill socket in to the ground. Ends up perfectly flush with the ground. Lawn mower safe. Fits: 5 different tubes 1.25" - 2.2" diameter. (#30026)



TWIST Free-Standing Dryer

Folds double to carry outside while loaded and collapses completely (3" wide x 2" deep) to hang on included wall bracket. 45' of line. The Twist may also be used over a tub against the wall. Made from anodized aluminum and polyamide plastic parts; strong but very lightweight.

The Jagram Lifestyle Series

Contemporary furniture developed by world-reknoned architects, engineers, and designers. Progressive design create attractive, comfortable, and durable leisure furniture with European flair. Exceptional materials meet the highest standards. Jagram uses only verified, high-quality and 100% FSC-certified Scandinavian timber, like European Redwood.

Each piece of Jagram furniture has been constructed thoughtfully for visual appeal, durability, and ease of assembly. The hanging furniture is available in sets of stand/chair/cushion, or as separate components – see below for details. The stands allow flexibility of placement, but each chair can be permanently installed.



The Wave Chair and Optimist Stand

Wave Chair - Classic ivory polyester material works well for indoor or outdoor use. The firm, durable cushion will provide support for years to come. 57.1" h x 25.2" w x 50.4" d (Wave Chair only #WHLP-054573)

Optimist Stand is tall and recommended for the Wave Chair and will support up to 265 lbs of weight. 81.5 h x 43.7 w x 51.2 d (Optimist Stand Only #OHS-05244)

Wave Chair and Optimist Stand Set with Polyester Cushion 81.5" h x 43.7" w x 71" d (Wave Chair & Optimist Stand Set as pictured #WHLP-OHS)



Large Gaya Basket Chair and Spinnaker Stand

Slightly larger size than the medium. When paired with the Spinnaker Stand, the set will support up to 330 lbs.

Large Gaya Basket Chair - Soft, deep, fluffy cushion in classic ivory polyester fabric makes it great for indoors or outdoor use (see fabric chart). 51.6 h x 45.7 w x 35.6 d (#GBLP-054553)

Spinnaker Stand has a wider footprint to offer more stability for a large basket chair. The Spinnaker Stand will support up to 330 lbs of weight. 70 h x 51.2 w x 48.8 d (#SHS-054280)

Large Gaya Basket Chair in Polyester with Spinnaker Stand Set 70 h x 51.2 w x 50 d (#GBLP-SHS)



Gaya Medium Basket Chair with Genoa Stand

Soft, deep fluffy cushion with your choice of fabric coverings. Perfect for getting cozy indoors with a book or lounging outdoors with a beverage. With or without Genoa stand. Basket chair dimensions are 47.25 h x 40.2 w x 35.8 d, assembled with stand are 64.5 h x 40.2 w x 55 d.

A. Gaya Basket Medium / Classic Ivory Polyester (#GBMP-054548)
A & B. Medium Gaya/Polyester/Genoa Stand SET (#GHS-GBMP)

C. Gaya Basket Medium / Elegant Beige Olefin (#GBMO-054547)
C & B. Medium Gaya/Olefin/Genoa Stand SET (#GHS-GBMO)

D. Gaya Basket Medium /Modern Graphite Acrylic-Dralon (#GBMD-054546)
D & B. Medium Gaya/Dralon/Genoa Stand SET (#GHS-GBMD)

B. Genoa Stand Only - Supports up to 265 lbs. May be used with a variety of hanging chairs. 64.5 h x 37 w x 49.2 d (#GHS-054270)

Each chair has a unique cushion of appropriate firmness or softness mated with one of the following fabrics. Each fabric has unique characteristics which may make it the right choice for use depending on exposure to sunlight, water repellancy, washability and more. All fabric choices will hold up for years of use with proper care.

Polyester - 190 g/m ² (great)	Olefin™ - 210 g/m ² (better)	Acrylic-Dralon® 190 g/m ² (best)
Durable and ideal for outdoors in temperate climates. "Classic Ivory" is popular for use both indoors and outdoors. High-degree of water repellence; nevertheless to prolong durability, we recommend protection from heavy rain. Medium-degree of UV resistance. Protect against direct sunlight. Best washed by hand. Repeated washing will reduce their water repellence.	Thick, durable fabric ideal for hot climates. Natural beige complements the natural wood color. Water-repellent enough for areas where rain is rare. Protect cushions from rain to prolong durability. Resistant to pool water. Excellent UV resistance and color retention. Best washed by hand. Repeated washing will reduce water repellence. Stain resistant Teflon® finish.	Pleasant to touch, durable and ideal for hot climates. TEFLON® finish has a high-degree of water repellence, nevertheless to prolong durability, we recommend protection from heavy rain. Excellent UV resistance and color retention. Remains cool in heat yet warm in cooler temperatures. Covers may be machine washed. Repeated washing will reduce water repellence. Mildew and bacteria resistant.



The Wave
Hanging Lounger
with Modern Graphite
Acrylic Dralon Cushion
on Optimist Stand



The Wave
Hanging Lounger
with Elegant Beige
Olefin Cushion
(Suspended)

LUXURY
COLLECTION



Gaya Basket
with Elegant Beige
Olefin Cushion on
Spinnaker Stand



Gaya Basket
with Modern Graphite
Acrylic Dralon Cushion
on Spinnaker Stand

EXACO TRADING CO

10203-B Metropolitan Drive - Austin, TX 78758-4944
Office: 512-407-8500 - 877-760-8500 - Fax 512-407-8554
www.exaco.com - email: customerservice@exaco.com